



## DEFENSE INFORMATION SYSTEMS AGENCY

P. O. BOX 549  
FORT MEADE, MARYLAND 20755-0549

IN REPLY  
REFER TO: Joint Interoperability Test Command (JTE)

23 Jan 15

### MEMORANDUM FOR DISTRIBUTION

SUBJECT: Joint Interoperability Certification of the Hewlett Packard (HP) 12900 Series,  
Software Release 7.1.045

References: (a) Department of Defense Instruction 8100.04, "DoD Unified Capabilities (UC)," 9 December 2010  
(b) DoD CIO, Memorandum, "Interim Guidance for Interoperability of Information Technology (IT) and National Security Systems (NSS)," 27 March 2012  
(c) through (e), see Enclosure 1

1. **Certification Authority.** References (a) and (b) establish the Joint Interoperability Test Command (JITC) as the Joint Interoperability Certification Authority for the UC products.

2. **Conditions of Certification.** The HP 12900 Series, software release 7.1.045 version 1005P11; hereinafter referred to as the System Under Test (SUT), meets the critical requirements of the Unified Capabilities Requirements (UCR), Reference (c). The SUT is certified for joint use as an Assured Services Local Area Network (ASLAN) Core, Distribution, and Access switch with the conditions described in Table 1 and Enclosure 3, Table 3-3. This certification expires upon changes that affect interoperability, but no later than three years from the date of the UC Approved Products List (APL) memorandum.



**Table 2. ASLAN Interface Status**

Interface	Applicability			Threshold CRs/FRs (See note 1.)	Status	Remarks
	Co	D	A			
<b>Network Management Interfaces (See note 2.)</b>						
IEEE 802.3i (10BaseT UTP)	C	C	C	1 and 3	Met	
IEEE 802.3u (100BaseT UTP)	C	C	C	1 and 3	Met	
IEEE 802.3ab (1000BaseT UTP)	C	C	C	1 and 3	Met	
<b>Access (User) Interfaces (See note 2.)</b>						
IEEE 802.3i (10BaseT UTP)	C	C	R	1, 2, and 3	Not Tested	(See note 3.)
IEEE 802.3u (100BaseT UTP)	R	R	R	1, 2, and 3	Not Tested	(See note 3.)
IEEE 802.3u 100BaseFX	C	C	R	1, 2, and 3	Not Tested	(See note 3.)
IEEE 802.3ab (1000BaseT UTP)	C	C	R	1, 2, and 3	Met	
IEEE 802.3z (1000BaseX Fiber)	R	R	R	1, 2, and 3	Met	
IEEE 802.3ae (10GBaseX) (C)	O	O	O	1, 2, and 3	Met	
<b>Uplink (Trunk) Interfaces (See note 2.)</b>						
IEEE 802.3u (100BaseT UTP)	R	R	R	1, 2, 3, and 4	Not Tested	(See note 3.)
IEEE 802.3u 100BaseFX	C	C	R	1, 2, 3, and 4	Not Tested	(See note 3.)
IEEE 802.3ab (1000BaseT UTP)	C	C	R	1, 2, 3, and 4	Not Tested	
IEEE 802.3z (1000BaseX Fiber)	R	R	R	1, 2, 3, and 4	Not Tested	
IEEE 802.3ae (10GBaseX)	O	O	O	1, 2, 3, and 4	Met	
IEEE 802.3ba (40GBaseX)	O	O	O	1, 2, 3, and 4	Met	
IEEE 802.3ba (100GbaseX)	O	O	O	1, 2, 3, and 4	Not Tested	(See note 3.)
<b>Wireless LAN Interfaces (See note 4.)</b>						
IEEE 802.11a IAW 802.11-2007 – 5 GHz	N/A	N/A	C	1 and 5	Not Tested	(See note 3.)
IEEE 802.11b IAW 802.11-2007 – 2.4GHz	N/A	N/A	C	1 and 5	Not Tested	(See note 3.)
IEEE 802.11g IAW 802.11-2007 – 2.4 GHz	N/A	N/A	C	1 and 5	Not Tested	(See note 3.)
IEEE 802.11n-2009 – 2.4 GHz and 5 GHz	N/A	N/A	C	1 and 5	Not Tested	(See note 3.)
IEEE 802.16-2012	N/A	N/A	C	1 and 5	Not Tested	(See note 3.)
<b>NOTES:</b>						
1. The SUT high-level CR and FR ID numbers depicted in the Threshold CRs/FRs column can be cross-referenced in Table 3-2. These high-level CR/FR requirements refer to a detailed list of requirements provided in Table 3-5.						
2. Core and Distribution products must minimally support 100Base-X (802.3u) and 1000Base-X (802.3z). Access products must minimally support one of the following standards: 802.3i (10BaseT), 802.3j (10BaseF), 802.3u (100BaseT/F), 802.3z (1000BaseF), or 802.3ab (1000BaseT). Other rates and standards may be provided as conditional interfaces.						
3. The SUT does not support this interface.						
4. Wireless LANs interfaces are not required.						
<b>LEGEND:</b>						
802.3ab	1000BaseT Gbps Ethernet over Twisted Pair at 1 Gbps	A	Access			
802.3ae	10 Gbps Ethernet	ASLAN	Assured Services Local Area Network			
802.3ba	40 and 100 Gigabit Ethernet Architecture	C	Conditional			
802.3i	10BaseT 10 Mbps Ethernet over Twisted Pair	Co	Core			
802.3u	Standard for carrier sense multiple access with collision detection at 100 Mbps	CRs	Capability Requirements			
802.3z	Gigabit Ethernet Standard	D	Distribution			
10BaseT	10 Mbps (Baseband Operation, Twisted Pair) Ethernet	FRs	Functional Requirements			
100BaseT	100 Mbps (Baseband Operation, Twisted Pair) Ethernet	Gbps	Gigabits per second			
100BaseFX	100 Mbps Ethernet over Fiber	ID	Identification			
1000BaseT	1000 Mbps (Baseband Operation, Twisted Pair) Ethernet	IEEE	Institute of Electrical and Electronics Engineers			
1000BaseX	1000 Mbps Ethernet over Fiber or Copper	IP	Internet Protocol			
10GBaseX	10000 Mbps Ethernet over Fiber or Copper	Mbps	Megabits per second			
		O	Optional			
		R	Required			
		SUT	System Under Test			
		UTP	Unshielded Twisted Pair			

**Table 3. ASLAN Capability Requirements and Functional Requirements Status**

CR/FR ID	UCR Requirement (High-Level) (See note 1)	UCR 2013 Reference	Status
1	General LAN Switch and Router Product Requirements (R)	7.2.1	Met
2	LAN Switch and Router Redundancy Requirements (R)	7.2.2	Met
3	LAN Product Requirements Summary (R)	7.2.3	Met
4	Multiprotocol Label Switching in ASLANs (O)	7.2.4	Not Tested
5	Wireless LAN Requirements (C)	7.3	Not Tested
<b>NOTES:</b>			
1. The annotation of "required" refers to a high-level requirement category. Enclosure 3 addresses the applicability of each sub-requirement.			
<b>LEGEND:</b>			
ASLAN	Assured Services Local Area Network	LAN	Local Area Network
C	Conditional	O	Optional
CR	Capability Requirement	R	Required
DISA	Defense Information Systems Agency	SUT	System Under Test
FR	Functional Requirement	UCR	Unified Capabilities Requirements
ID	Identification		

**Table 4. UC APL Product Summary**

Product Identification			
Product Name	Hewlett Packard 12900		
Software Release	Release 7.1.045 version 1005P11		
UC Product Type(s)	ASLAN Core, Distribution and Access Switch		
Product Description	LAN SWITCH AND ROUTER PRODUCT		
Product Components	Component Name (See note 1)	Release/Version	Remarks
ASLAN Core, Distribution and Access Switch	12900	7.1.045/1005P11	
<b>NOTES:</b>			
1. The detailed component and subcomponent list is provided in Enclosure 3.			
<b>LEGEND:</b>			
APL	Approved Products List	IP	Internet Protocol
ASLAN	Assured Services Local Area Network	UC	Unified Capabilities

4. **Test Details.** This certification is based on interoperability testing, review of the vendor's Letters of Compliance (LoC), and DISA Certifying Authority (CA) recommendation for inclusion on the UC APL. Testing was conducted at JITC, Fort Huachuca, Arizona, from 29 August through 4 September 2014 and 15 December through 18 December 2014 using test procedures derived from Reference (d). Review of the vendor's LoC was completed on 4 September 2014. Information Assurance testing was conducted by JITC-led IA test teams and the results published in a separate report, Reference (e). Enclosure 2 documents the test results and describes the tested network and system configurations. Enclosure 3 provides a detailed list of the interface, capability, and functional requirements.

5. **Additional Information.** JITC distributes interoperability information via the JITC Electronic Report Distribution (ERD) system, which uses Sensitive but Unclassified IP Data (formerly known as NIPRNet) e-mail. Interoperability status information is available via the JITC System Tracking Program (STP). STP is accessible by .mil/.gov users at

JITC Memo, JTE, Joint Interoperability Certification of the Hewlett Packard 12900 Series, Assured Services Local Area Network (ASLAN), Software Release 7.1.045

<https://stp.fhu.disa.mil/>. Test reports, lessons learned, and related testing documents and references are on the JITC Joint Interoperability Tool (JIT) at <https://jit.fhu.disa.mil/>. Due to the sensitivity of the information, the Information Assurance Accreditation Package (IAAP) that contains the approved configuration and deployment guide must be requested directly from the Unified Capabilities Certification Office (UCCO), e-mail: [disa.meade.ns.list.unified-capabilities-certification-office@mail.mil](mailto:disa.meade.ns.list.unified-capabilities-certification-office@mail.mil). All associated information is available on the DISA UCCO website located at <http://www.disa.mil/Services/Network-Services/UCCO>.

6. **Point of Contact (POC).** The JITC point of contact is Mr. Cary Hogan, commercial telephone (520) 538-2589, DSN telephone 879-2589; e-mail address [cary.v.hogan.civ@mail.mil](mailto:cary.v.hogan.civ@mail.mil); mailing address Joint Interoperability Test Command, ATTN: JTE (Mr. Cary Hogan) P.O. Box 12798, Fort Huachuca, AZ 85670-2798. The UCCO tracking number for the SUT is 1330902.

FOR THE COMMANDER:



for RIC HARRISON  
Chief  
Networks/Communications and UC Portfolio

3 Enclosures a/s

JITC Memo, JTE, Joint Interoperability Certification of the Hewlett Packard 12900 Series,  
Assured Services Local Area Network (ASLAN), Software Release 7.1.045

Distribution (electronic mail):

DoD CIO

Joint Staff J-6, JCS

USD(AT&L)

ISG Secretariat, DISA, JTA

U.S. Strategic Command, J665

US Navy, OPNAV N2/N6FP12

US Army, DA-OSA, CIO/G-6 ASA(ALT), SAIS-IOQ

US Air Force, A3CNN/A6CNN

US Marine Corps, MARCORSSYSCOM, SIAT, A&CE Division

US Coast Guard, CG-64

DISA/TEMC

DIA, Office of the Acquisition Executive

NSG Interoperability Assessment Team

DOT&E, Netcentric Systems and Naval Warfare

Medical Health Systems, JMIS IV&V

HQUSAISEC, AMSEL-IE-IS

UCCO

## **ADDITIONAL REFERENCES**

- (c) Office of the Department of Defense Chief Information Officer, "Department of Defense Unified Capabilities Requirements 2013," 1 March 2013
- (d) Joint Interoperability Test Command, "Unified Capabilities Test Plan (UCTP)," Draft
- (e) Joint Interoperability Test Command, "Information Assurance (IA) Assessment of Hewlett Packard 12900 Series (Tracking Number 1330902).

## CERTIFICATION SUMMARY

**1. SYSTEM AND REQUIREMENTS IDENTIFICATION.** The Hewlett Packard (HP) 12900, Software Release release 7.1.045 is hereinafter referred to as the System Under Test (SUT). Table 2-1 depicts the SUT identifying information and requirements source.

**Table 2-1. System and Requirements Identification**

<b>System Identification</b>			
Sponsor	United States Army		
Sponsor Point of Contact	PM I3C2, POC: Mr. Jordan Silk, USAISEC TIC, Building 53302, Fort Huachuca, Arizona 85613; e-mail: jordan.r.silk.civ@mail.mil.		
Vendor Point of Contact	Stuart Alexander, Hewlett Packard, e-mail: <a href="mailto:stuart.m.alexander@hp.com">stuart.m.alexander@hp.com</a>		
System Name	Hewlett Packard 12900 Series		
Increment and/or Version	release 7.1.045 version 1005P11		
Product Category	ASLAN Core, Distribution, Access		
<b>System Background</b>			
Previous certifications	None		
<b>Tracking</b>			
UCCO ID	1330902		
System Tracking Program ID	System #5015, Test Activity #12067		
<b>Requirements Source</b>			
Unified Capabilities Requirements	Unified Capabilities Requirements 2013 Errata 1 Section 7.2 and Section 4.2		
Remarks	None		
<b>Test Organization(s)</b>	Joint Interoperability Test Command, Fort Huachuca, Arizona		
<b>NOTES:</b> None			
<b>LEGEND:</b>			
ASLAN	Assured Services Local Area Network	TIC	Technology Integration Center
ID	Identification	UCCO	Unified Capabilities Connection Office
PM	Program Manager	USAISEC	United States Army Information Systems Engineering Command
POC	Point of Contact		

**2. SYSTEM DESCRIPTION.** The Unified Capabilities (UC) LAN components are core, distribution, and access switches. The core layer is a high-speed switching backbone designed to switch packets as quickly as possible. The distribution layer is the demarcation point between the access and core layers. The distribution layer helps to define and differentiate the core, provides boundary definition, and is the place at which packet manipulation can take place. The SUT series provides layer 2 (L2) Ethernet switching and layer 3 (L3) routing capabilities as a core, distribution and/or access switch with Quality of Service (QoS) capabilities for voice, video, and data networking environments. The SUT supports up to 40Gigabit Ethernet (GbE).

**3. OPERATIONAL ARCHITECTURE.** The UC architecture is a two-level network hierarchy consisting of Defense Information Systems Network (DISN) backbone switches and Service/Agency installation switches. The Department of Defense (DoD), Chief Information Officer (CIO) and Joint Staff policy and subscriber mission requirements determine which type



of switch can be used at a particular location. The UC architecture, therefore, consists of several categories of switches. Figure 2-1 depicts the notional operational UC architecture.

**4. TEST CONFIGURATION.** The test team tested the SUT at the Joint Interoperability Test Command (JITC), Fort Huachuca, Arizona in a manner and configuration similar to that of a notional operational environment. The system's required functions and features were tested using the test configuration depicted in Figure 2-3. Testing of the ASLAN components was conducted heterogeneously with Juniper Networks' UC APL certified product. Figure 2-3 depicts a test network configuration typically used for Phase 2, and is performed by placing the SUT components into an ASLAN which is produced by a different manufacturer. SUT testing used in Phase 2 testing verifies the interoperability of the ASLAN components within Voice and Video over IP network (VVoIP). Information Assurance testing used the same configuration.

**5. METHODOLOGY.** Testing was conducted using ASLAN requirements derived from the UCR 2013, Reference (c), and ASLAN test procedures, Reference (d). In addition to testing, an analysis of the vendor's Letters of Compliance (LoC) verified that letter "R" requirements have been met. There were no discrepancies noted during testing. Any new discrepancy noted in the operational environment will be evaluated for impact on the existing certification. These discrepancies will be adjudicated to the satisfaction of DISA via a vendor Plan of Action and Milestones (POA&M), which will address all new critical Test Discrepancy Reports (TDRs) within 120 days of identification.

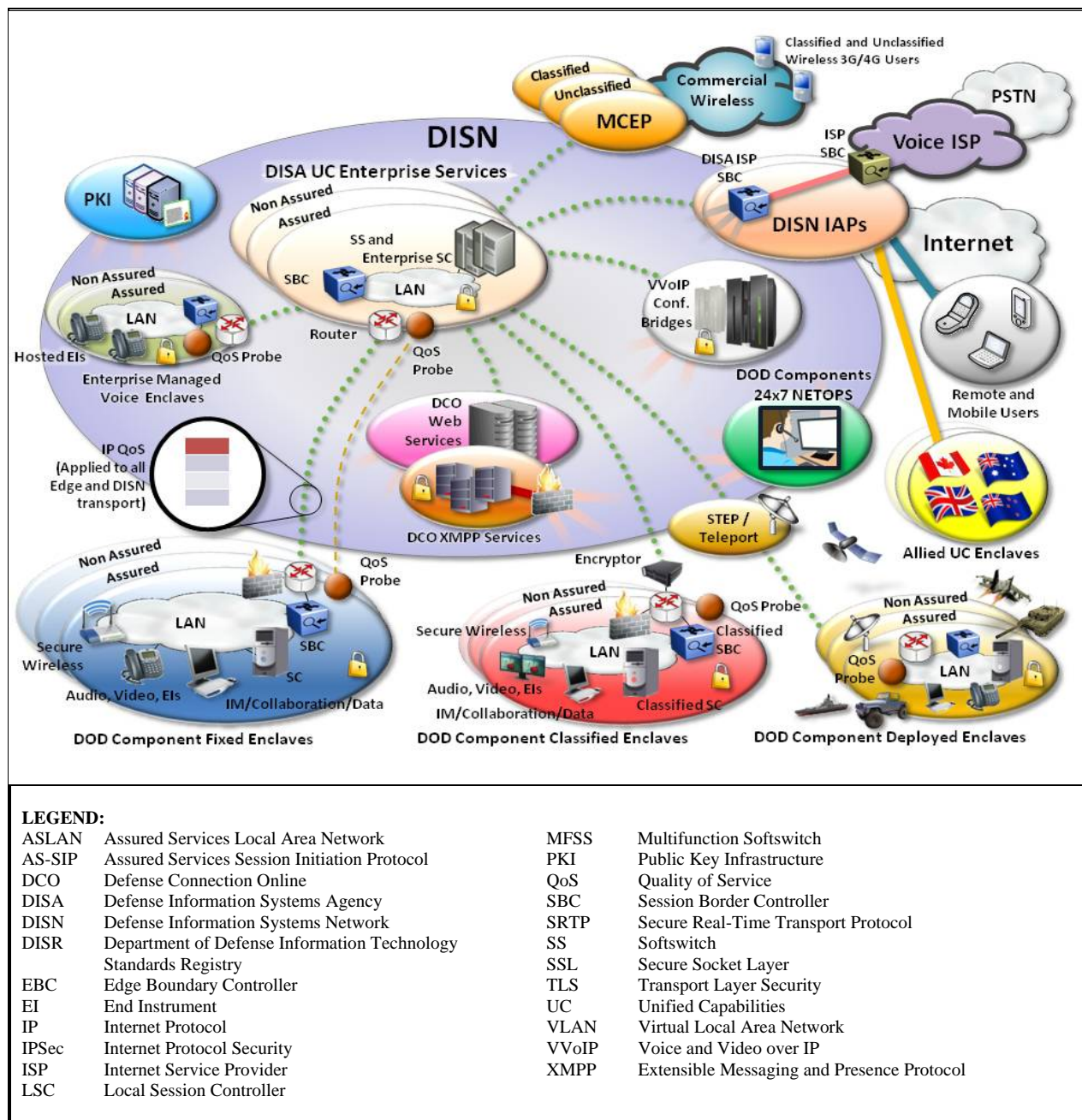
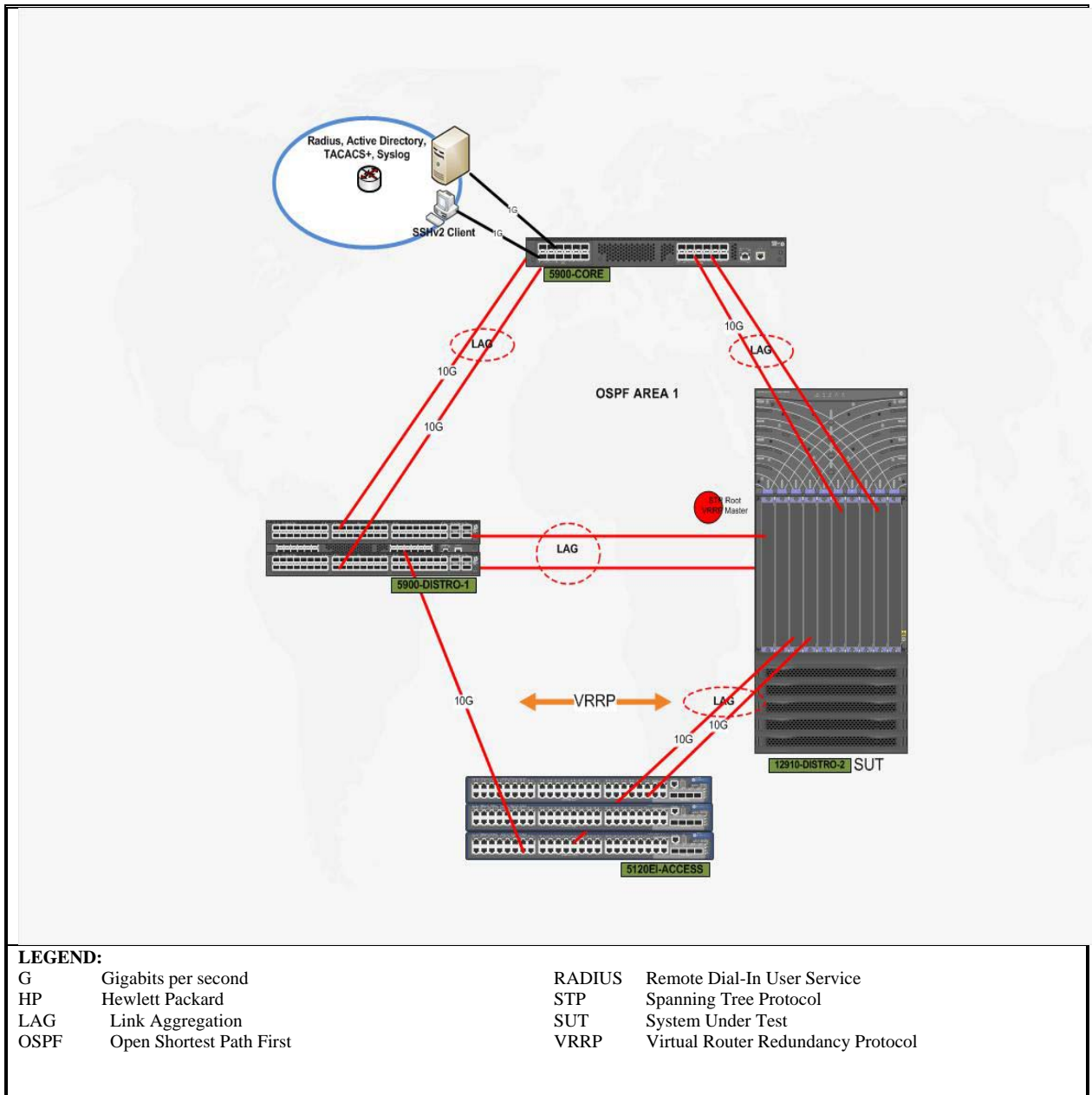
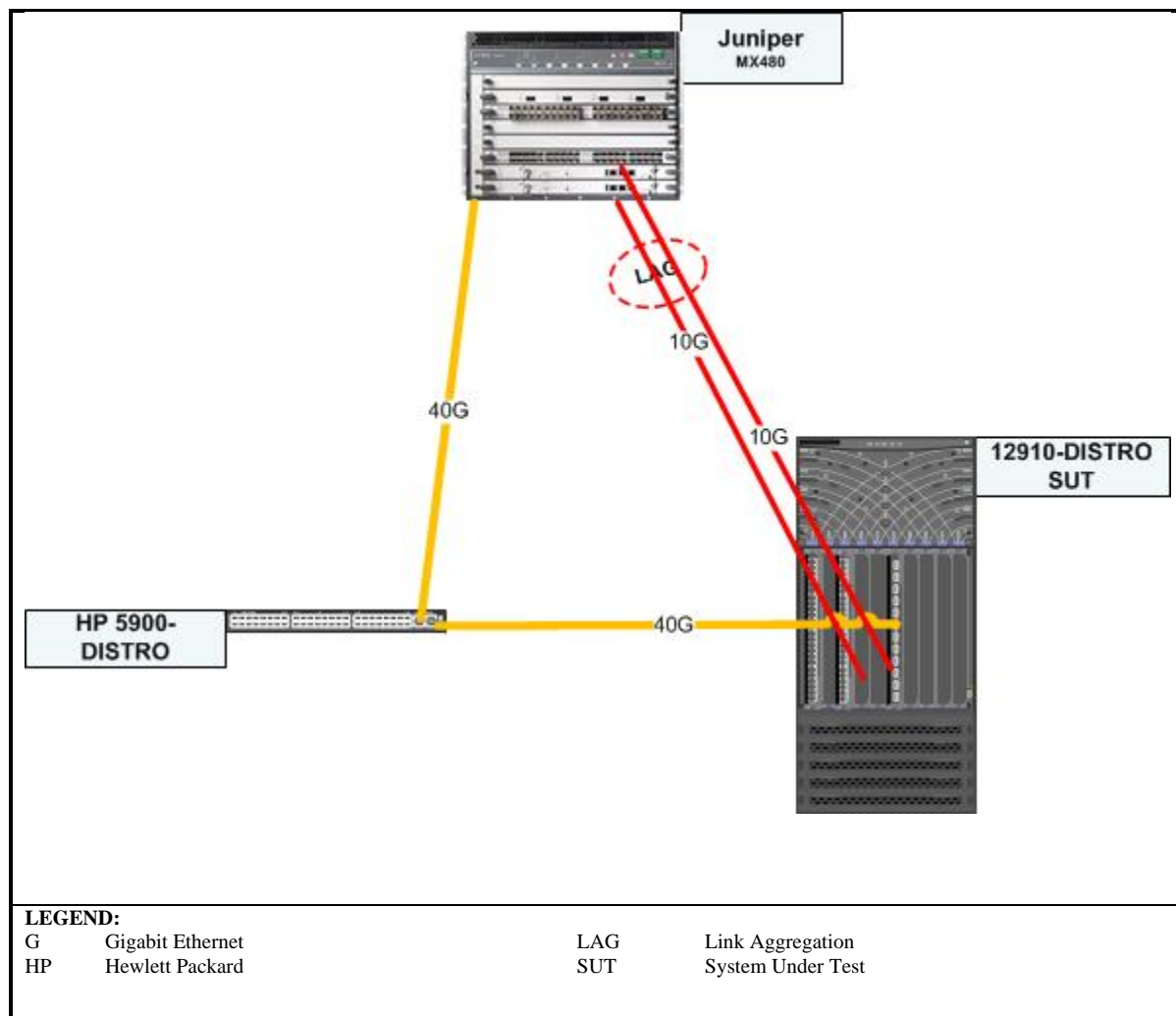


Figure 2-1. Notional UC Network Architecture



**Figure 2-2. Homogeneous Interoperability Test Configuration**



**Figure 2-3. Heterogeneous Test Configuration with Juniper**

**6. INTEROPERABILITY REQUIREMENTS, RESULTS, AND ANALYSIS.** The interface, Capability Requirements (CR) and Functional Requirements (FR), Information Assurance (IA), and other requirements for UC ASLAN are established by UCR 2013, sections 4, and 5, and 7.2.

**a. General LAN Switch and Router Product Requirements.** The Core, Distribution, and Access products shall be capable of meeting the following parameters:

- **Non-blocking.** All Core, Distribution, and Access products shall be non-blocking for their ports based on the following traffic engineering. Non-blocking is defined as the capability to send and receive a mixture of 64 to 1518 byte packets at full duplex rates from ingress ports to egress ports through the component's backplane without losing any packets. In a non-blocking switch, all ports can run at full wire speed without any loss of packets or cells. Blocking factor is defined as the ratio of all traffic to non-blocked traffic (i.e., a blocking factor of 2-to-1 means that 50 percent of the traffic must be non-blocking). This requirement was met through testing and vendor LoC. Non-blocking results are contained within Enclosure 3, Table 3-3.

- Latency. All Core, Distribution, and Access products shall have the capability to transport prioritized packets (media and signaling) as follows. The latency shall be achievable over any 5-minute period measured from ingress ports to egress ports under congested conditions. A congested condition is defined as 100 percent bandwidth utilization. Prioritized packets are defined as packets having a service class above best effort. The SUT voice latency was measured at 0.01 ms, which met the voice component latency requirement of 2 ms. This requirement was met through testing.

- Jitter. All Core, Distribution, and Access products shall have the capability to transport prioritized packets (media and signaling) as follows. The jitter shall be achievable over any 5-minute period measured from ingress ports to egress ports under congested conditions. Congested condition is defined as 100 percent bandwidth utilization. The SUT voice jitter was measured at 0.01 ms, which met the voice component jitter requirement of 1 ms. This requirement was met through testing.

- Packet Loss. All Core, Distribution and Access products shall have the capability to transport prioritized packets (media and signaling) as follows. The packet loss shall be achievable over any 5-minute period measured from ingress ports to egress ports under congested conditions. Congested condition is defined as 100 percent bandwidth utilization. The SUT voice packet loss was measured at 0.00 percent which met the voice component packet loss requirement of 0.015 percent. This requirement was met through testing.

### **(1) Port Interface Rates Requirements**

(a) Minimally, Core and Distribution products shall support the following interface rates, other rates and Institute of Electronics and Electrical Engineers (IEEE) standards may be provided as optional interfaces. Rates specified are the theoretical maximum data bit rate specified for Ethernet; link capacity and effective throughput is influenced by many factors. For calculation purposes, link capacities are to be calculated IAW definitions contained in Request for Comments (RFC) 2330 and RFC 5136. Network Management (NM) interfaces are defined in Section 2.19. The product must minimally support the following interfaces for interconnection between the core to WAN, distribution-core, and distribution-access. These requirements were met through vendor LoC and testing.

- 1000 Mbps IAW IEEE 802.3z.

(b) Minimally, Access products shall provide one of the following user-side interface rates (other rates and IEEE standards may be provided as optional interfaces). These requirements were met through vendor LoC and testing.

- 1000 Mbps IAW IEEE 802.3z.
- 1000 Mbps IAW IEEE 802.3ab.

(c) Minimally, Access products shall provide one of the following trunk-side interface rates (other rates and IEEE standards may be provided as optional interfaces). These requirements were met through vendor LoC and testing.

- 1000 Mbps IAW IEEE 802.3z.

(d) The Core, Distribution, and Access products may provide a fibre channel interface IAW American National Standards Institute (ANSI) International Committee for Information Technology Standards (INCITS) T11.2 and T11.3 (previously known as X3T9.3). Fibre channel was not submitted for certification. If provided, the interface must meet the RFCs in the following subparagraphs. The SUT does not support the optional interface and is not covered under this certification.

- RFC 4338, Transmission of IPv6, IPv4, and Address Resolution Protocol (ARP) Packets over Fibre Channel.
- RFC 4044, Fibre Channel Management.

(e) The Core, Distribution, and Access products may provide one or more of the following wireless LAN interface rates. The SUT does not support the optional wireless interfaces and is not covered under this certification.

- 54 Mbps IAW IEEE 802.11a.
- 11 Mbps IAW IEEE 802.11b.
- 54 Mbps IAW IEEE 802.11g.
- 300–600 Mbps IAW IEEE 802.11n.
- IEEE 802.16-2012: Broadband wireless communications standards for MANs.
- Other approved IEEE wireless interfaces may be implemented as optional interfaces.

(f) If any of the above wireless interfaces are provided, then the interfaces must support the requirements of Section 7.3, Wireless LAN.

**(2) Port Parameter Requirements.** The Core, Distribution, and Access products shall provide the following parameters on a per port basis as specified:

(a) Auto-negotiation IAW IEEE 802.3. The 1000Base-T interfaces support auto-negotiation IAW IEEE 802.3. This requirement was met through vendor LoC and testing.

(b) Force mode IAW IEEE 802.3. The SUT only supports force mode for 1000Mbps / Full duplex. The SUT does not support Force mode with any other interface.

(c) Flow control IAW IEEE 802.3x (Optional: Core). This requirement was met through vendor LoC and testing.

(d) Filtering IAW appropriate RFC 1812 sections (sections applying to filtering). This requirement was met through vendor LoC.

(e) Link Aggregation IAW IEEE 802.1AX (applies to output/egress trunk-side ports only) (Optional Access). This requirement was met through vendor LoC and testing.

(f) Spanning Tree Protocol IAW IEEE 802.1D (Optional: Core). This requirement was met through vendor LoC and testing.

(g) Multiple Spanning Tree IAW IEEE 802.1s (Optional: Core). This requirement was met through vendor LoC.

(h) Rapid Reconfiguration of Spanning Tree IAW IEEE 802.1w (Optional: Core). This requirement was met through vendor LoC.

(i) Port-Based Access Control IAW IEEE 802.1x (Optional: Core, Distribution, and Access). This requirement was met through vendor LoC.

(j) Link Layer Discovery Protocol (LLDP) IAW IEEE 802.1AB (Optional Core, Distribution, and Access). This requirement was met through vendor LoC.

(k) Link Layer Discovery – Media Endpoint Discovery IAW ANSI/ Telecommunications Industry Association (TIA)-1057 (Optional Core, Distribution, and Access). The SUT does not support this optional protocol.

(l) Power over Ethernet (PoE) IAW either 802.3af-2003 or 802.3at-2009. (Required only for VVoIP solutions; for data applications or non-Assured Services (AS) solutions, PoE is optionally required.) This is an optional requirement in UCR 2013 Errata 1. The SUT has several modules which support PoE. This requirement was met through vendor LoC.

### **(3) Class of Service Markings Requirements**

(a) The Core, Distribution, and Access products shall support Differentiated Services Code Points (DSCPs) IAW RFC 2474 for both Internet Protocol (IP) IPv4 and IPv6 Packets, as follows:

1. The Core and Distribution products shall be capable of accepting any packet tagged with a DSCP value (0-63) on an ingress port and assign that packet to a Quality of Service (QoS) behavior listed in Section 7.2.1.6, Quality of Service Features. This requirement was met through vendor LoC and testing.

2. The Core and Distribution products shall be capable of accepting any packet tagged with a DSCP value (0-63) on an ingress port and reassign that packet to any new DSCP value (0-63). Current DSCP values are provided in Section 6.2.2, Differentiated Service Code Point. (Optional: Access products). This requirement was met through testing and vendor LoC.

3. The Core and Distribution products must be able to support the prioritization of aggregate service classes with queuing according to Section 7.2.1.6, Quality of Service Features. This requirement was met through vendor LoC and testing.

4. Access products (including Passive Optical Network) shall be capable of supporting the prioritization of aggregate service classes with queuing according to Section 7.2.1.6, Quality of Service Features. This requirement was met through vendor LoC and testing.

(b) The Core, Distribution, and Access products may support the 3-bit user priority field of the IEEE 802.1Q 2-byte Tag Control Information (TCI) field (see Figure 7.2-1, IEEE 802.1Q Tagged Frame for Ethernet, and Figure 7.2-2, TCI Field Description). Default values are provided in Table 7.2-1, 802.1Q Default Values. If provided, the following Class of Service (CoS) requirements apply:

1. The Core, Distribution, and Access products shall be capable of accepting any frame tagged with a user priority value (0–7) on an ingress port and assign that frame to a QoS behavior listed in Section 7.2.1.6, Quality of Service Features. This requirement was met through vendor LoC.

2. The Core and Distribution products shall be capable of accepting any frame tagged with a user priority value (0-7) on an ingress port and reassign that frame to any new user priority value (0-7) (Optional: Distribution and Access). This requirement was met through vendor LoC.

#### **(4) Virtual LAN Capabilities Requirements**

(a) The Core, Distribution, and Access products shall be capable of the following:

1. Accepting Virtual Local Area Network (VLAN) tagged frames according to IEEE 802.1Q (see Figure 7.2-1, IEEE 802.1Q Tagged Frame for Ethernet, and Figure 7.2-2, TCI Field Description). This requirement was met through vendor LoC and testing.

2. Configuring VLAN IDs (VIDs). VIDs on an ingress port shall be configurable to any of the 4094 values (except 0 and 4095). This requirement was met through vendor LoC and testing.

3. Supporting VLANs types IAW IEEE 802.1Q. This requirement was met through vendor LoC and testing.

(b) The Unified Capabilities (UC) products must be capable of accepting VLAN tagged frames and assigning them to the VLAN identified in the 802.1Q VID field (see Figure 7.2-4, IEEE 802.1Q-Based VLANs). This requirement was met through vendor LoC and testing.

**(5) Protocols Requirements.** The Core, Distribution, and Access products shall meet protocol requirements for IPv4 and IPv6. RFC requirements are listed in Table 7.2-2, ASLAN Infrastructure RFC Requirements. Additional IPv6 requirements by product profile are listed in Section 5, IPv6. These RFCs are not meant to conflict with Department of Defense (DoD)



Information Assurance (IA) policy [e.g., Security Technical Implementation Guidelines (STIGs)]. Whenever a conflict occurs, DoD IA policy takes precedence. If there are conflicts with Section 5, RFCs applicable to IPv6 in Section 5 take precedence. All protocols are supported as indicated through the vendor's LoC.

#### **(6) Quality of Service Features Requirements**

(a) The Core, Distribution, and Access products shall be capable of the following QoS Features:

1. Providing a minimum of four queues. This requirement was met through vendor LoC and testing.

2. Assigning any incoming access/user-side "tagged" session to any of the queues for prioritization onto the egress (trunk-side/network-side) interface. This requirement was met through vendor LoC and testing.

3. Supporting Differentiated Services (DS), Per-Hop Behaviors (PHBs), and traffic conditioning IAW RFCs 2474, 2597, and 3246. This requirement was met through vendor LoC and testing.

4. All queues shall be capable of having a bandwidth (BW) assigned (i.e., queue 1: 200 Kbps, queue 2: 500 kbps) or percentage of traffic (queue 1: 25 percent, queue 2: 25 percent). The BW or traffic percentage shall be fully configurable per queue from 0 to full BW or 0 to 100 percent. The sum of configured queues shall not exceed full BW or 100 percent of traffic. This requirement was met through vendor LoC and testing.

5. Core, Distribution, and Access products shall meet the traffic conditioning (policing) requirements of Section 6.2.4. This requirement was met through vendor LoC and testing.

(b) The product shall support the Differentiated Services Code Point (DSCP) plan, as shown in Table 7.2-3, DSCP Assignments. DSCP assignments shall be software configurable for the full range of six bit values (0-63 Base10) for backwards compatibility with IP precedence environments that may be configured to use the Type of Service (TOS) field in the IP header but do not support DSCP. This requirement was met through vendor LoC.

**(7) Network Monitoring Requirements.** The Core, Distribution, and Access products shall support the following network monitoring features:

(a) Simple Network Management Protocol Version 3 (SNMPv3) IAW RFCs 3411, 3412, 3413, 3414, 3415, 3416, and 3417. The SUT met this requirement with testing and the vendor's LoC.

(b) Remote Monitoring (RMON) IAW RFC 2819. This requirement was met through vendor LoC.

(c) Coexistence between Version 1, Version 2, and Version 3 of the Internet-standard Network Management Framework IAW RFC 3584. This requirement was met through vendor LoC.

(d) The Advanced Encryption Standard (AES) Cipher Algorithm in the SNMP User-based Security Model IAW RFC 3826. Security was tested by JITC-led IA test teams, the results were published in a separate report, Reference (e).

**(8) Security Requirements.** The Core, Distribution, and Access products shall meet the security protocol requirements listed in Section 4, Information Assurance, as follows: Core and Distribution products shall meet all requirements annotated as Router (R) and LAN Switch (LS). Access switches shall meet the IA requirements annotated for LS. In addition to wireless IA requirements previously specified, Wireless Local Area Network Access Systems (WLASs) and Wireless Access Bridges (WABs) shall meet all IA requirements for LSs. Wireless End Instruments (WEIs) shall meet all IA requirements annotated for End Instruments (EIs). When conflicts exist between the Unified Capabilities Requirements (UCR) and STIG requirements, the STIG requirements will take precedence. Security was tested by the JITC-led IA test team, the results are published in a separate report, Reference (e).

**b. LAN Switch and Router Redundancy Requirements.** The ASLAN (High and Medium) shall have no single point of failure that can cause an outage of more than 96 IP telephony subscribers. A single point of failure up to and including 96 subscribers is acceptable; however, to support mission-critical needs, FLASH/FLASH OVERRIDE (F/FO) subscribers should be engineered for maximum availability. To meet the availability requirements, all switching/routing platforms that offer service to more than 96 telephony subscribers shall provide redundancy in either of two ways:

- The product itself (Core, Distribution, or Access) provides redundancy internally.
- A secondary product is added to the ASLAN to provide redundancy to the primary product (redundant connectivity required).

**(1) Single Product Redundancy Requirements.** If a single product is used to meet the redundancy requirements, then the following requirements are applicable:

- Dual Power Supplies
- Dual Processors (Control Supervisors)
- Termination Sparing
- Redundancy Protocol
- No Single Failure Point
- Switch Fabric or Backplane Redundancy

The SUT met this requirement through testing.

**(2) Dual Product Redundancy Requirements.** If the System Under Test (SUT) provides redundancy through dual products, then the following requirements are applicable:

(a) The failover over to the secondary product must not result in any lost calls. The secondary product may be in “standby mode” or “active mode,” regardless of the mode of operation the traffic engineering of the links between primary and secondary must meet the requirements provided in Section 7.5.19, Traffic Engineering. NOTE: In the event of a primary product failure, all calls that are active shall not be disrupted (loss of existing connection requiring redialing) and the failover to the secondary product must be restored within 5 seconds. This requirement was met through testing.

**c. LAN Product Requirements Summary.** Table 7.2-4 summarizes the LAN product requirements. These requirements were verified via a combination of vendor’s LoC and testing.

**d. Multiprotocol Label Switching Requirements in ASLANs.** The implementation of ASLANs sometimes may cover a large geographical area. For large ASLANs, a data transport technique referred to as Multiprotocol Label Switching (MPLS) may be used to improve the performance of the ASLAN core layer. MPLS is an optional protocol. It was not tested and not covered under this certification.

**e. Hardware/Software/Firmware Version Identification:** Table 3-3 provides the SUT components’ hardware, software, and firmware tested. JITC, Fort Huachuca, Arizona tested the SUT in an operationally realistic environment to determine its interoperability capability with associated network devices and network traffic. Table 3-4 provides the hardware, software, and firmware of the components used in the test infrastructure.

**7. TESTING LIMITATIONS.** JITC test teams noted the following testing limitations, and the impact these limitations had on the certification. The Test, Measurement, and Diagnostic Equipment did not have a sufficient quantity of 40Gbps ports to fully load the 32-port blade or sufficient 10Gbps ports to load the 48-port blade. JITC test teams, loaded the SUT's 32-port, and 48-port blades with full line rate Layer 2 traffic in order to stress both the port ASICs and the backplane of the switch. The SUT was tested by isolating all port pairs on different Virtual Local Area Networks (VLANs), inserting bi-directional traffic and having that traffic traverse across all ports, as described in Test-Procedure IO-17 of the Assured Services Local Area Network (ASLAN) Test Procedures. Through testing and analysis this product is certified to meet the maximum blocking factor requirements as listed in Enclosure 3, Table 3-3.

**8. CONCLUSION(S).** The SUT meets the critical interoperability requirements for an ASLAN switch in accordance with the UCR and is certified for joint use with other UC Products listed on the Approved Products List (APL). The SUT meets the interoperability requirements for the interfaces listed in Table 3-1.

## DATA TABLES

### Table 3-1. Interface Status

Interface	Applicability			Threshold CRs/FRs (See note 1.)	Status	Remarks
	Co	D	A			
<b>Network Management Interfaces (See note 2.)</b>						
IEEE 802.3i (10BaseT UTP)	C	C	C	1 and 3	Met	
IEEE 802.3u (100BaseT UTP)	C	C	C	1 and 3	Met	
IEEE 802.3ab (1000BaseT UTP)	C	C	C	1 and 3	Met	
<b>Access (User) Interfaces (See note 2.)</b>						
IEEE 802.3i (10BaseT UTP)	C	C	R	1, 2, and 3	Not Tested	(See note 3.)
IEEE 802.3u (100BaseT UTP)	R	R	R	1, 2, and 3	Not Tested	(See note 3.)
IEEE 802.3u 100BaseFX	C	C	R	1, 2, and 3	Not Tested	(See note 3.)
IEEE 802.3ab (1000BaseT UTP)	C	C	R	1, 2, and 3	Met	
IEEE 802.3z (1000BaseX Fiber)	R	R	R	1, 2, and 3	Met	
IEEE 802.3ae (10GBaseX) (C)	O	O	O	1, 2, and 3	Met	
<b>Uplink (Trunk) Interfaces (See note 2.)</b>						
IEEE 802.3u (100BaseT UTP)	R	R	R	1, 2, 3, and 4	Not Tested	(See note 3.)
IEEE 802.3u 100BaseFX	C	C	R	1, 2, 3, and 4	Not Tested	(See note 3.)
IEEE 802.3ab (1000BaseT UTP)	C	C	R	1, 2, 3, and 4	Not Tested	
IEEE 802.3z (1000BaseX Fiber)	R	R	R	1, 2, 3, and 4	Not Tested	
IEEE 802.3ae (10GBaseX)	O	O	O	1, 2, 3, and 4	Met	
IEEE 802.3ba (40GbaseX)	O	O	O	1, 2, 3, and 4	Met	
IEEE 802.3ba (100GbaseX)	O	O	O	1, 2, 3, and 4	Not Tested	(See note 3.)
<b>Wireless LAN Interfaces (See note 4.)</b>						
IEEE 802.11a IAW 802.11-2007 – 5 GHz	N/A	N/A	C	1 and 5	Not Tested	(See note 3.)
IEEE 802.11b IAW 802.11-2007 – 2.4GHz	N/A	N/A	C	1 and 5	Not Tested	(See note 3.)
IEEE 802.11g IAW 802.11-2007 – 2.4 GHz	N/A	N/A	C	1 and 5	Not Tested	(See note 3.)
IEEE 802.11n-2009 – 2.4 GHz and 5 GHz	N/A	N/A	C	1 and 5	Not Tested	(See note 3.)
IEEE 802.16-2012	N/A	N/A	C	1 and 5	Not Tested	(See note 3.)
<b>NOTES:</b>						
1. The SUT high-level CR and FR ID numbers depicted in the Threshold CRs/FRs column can be cross-referenced in Table 3-2. These high-level CR/FR requirements refer to a detailed list of requirements provided in Table 3-5.						
2. Core and Distribution products must minimally support 100Base-X (802.3u) and 1000Base-X (802.3z). Access products must minimally support one of the following standards: 802.3i (10BaseT), 802.3j (10BaseF), 802.3u (100BaseT/F), 802.3z (1000BaseF), or 802.3ab (1000BaseT). Other rates and standards may be provided as conditional interfaces.						
3. The SUT does not support this interface.						
4. Wireless LANs interfaces are not required.						
<b>LEGEND:</b>						
802.3ab	1000BaseT Gbps Ethernet over Twisted Pair at 1 Gbps	A	Access			
802.3ae	10 Gbps Ethernet	ASLAN	Assured Services Local Area Network			
802.3ba	40 and 100 Gigabit Ethernet Architecture	C	Conditional			
802.3i	10BaseT 10 Mbps Ethernet over Twisted Pair	Co	Core			
802.3u	Standard for carrier sense multiple access with collision detection at 100 Mbps	CRs	Capability Requirements			
802.3z	Gigabit Ethernet Standard	D	Distribution			
10BaseT	10 Mbps (Baseband Operation, Twisted Pair) Ethernet	FRs	Functional Requirements			
100BaseT	100 Mbps (Baseband Operation, Twisted Pair) Ethernet	Gbps	Gigabits per second			
100BaseFX	100 Mbps Ethernet over Fiber	ID	Identification			
1000BaseT	1000 Mbps (Baseband Operation, Twisted Pair) Ethernet	IEEE	Institute of Electrical and Electronics Engineers			
1000BaseX	1000 Mbps Ethernet over Fiber or Copper	IP	Internet Protocol			
10GBaseX	10000 Mbps Ethernet over Fiber or Copper	Mbps	Megabits per second			
		O	Optional			
		R	Required			
		SUT	System Under Test			
		UTP	Unshielded Twisted Pair			

**Table 3-2. Capability and Functional Requirements and Status**

<b>CR/FR ID</b>	<b>Capability/Function</b>	<b>Applicability (See note 1)</b>	<b>UCR Reference</b>	<b>Status</b>
<b>1</b>	<b>LAN Switch and Router Product</b>			
	General LAN Switch and Router Product	Required	7.2.1	Met
	Port Interface Rates	Required	7.2.1.1	Met
	Port Parameter	Required	7.2.1.2	Met
	Class of Service Markings	Required	7.2.1.3	Met
	Virtual LAN Capabilities	Required	7.2.1.4	Met
	Protocols	Required	7.2.1.5	Met
	Quality of Service Features	Required	7.2.1.6	Met
	Network Monitoring	Required	7.2.1.7	Met
Security	Required	7.2.1.8	(See note 2.)	
<b>2</b>	<b>LAN Switch and Router Redundancy</b>			
	Single Product Redundancy	Optional	7.2.2.1	Met
	Dual Product Redundancy	Optional	7.2.2.2	Met
<b>3</b>	<b>LAN Product Requirements Summary</b>			
	LAN Product Requirements Summary	Optional	7.2.3	Met
<b>4</b>	<b>MPLS in ASLANs</b>			
	MPLS ASLAN	Optional	7.2.4.2	Not Tested
	MPLS VPN Augmentation to VLANs	Optional	7.2.4.3	Not Tested
<b>5</b>	<b>Wireless LAN</b>			
	General Wireless Product	Optional	7.3.1	Not Tested
	Wireless Interface	Optional	7.3.2	Not Tested
	Wireless End Instruments	Optional	7.3.3	Not Tested
	Wireless LAN Access System	Optional	7.3.4	Not Tested
	Wireless Access Bridge	Optional	7.3.5	Not Tested
	Survivability	Optional	7.3.6	Not Tested
<b>NOTES:</b>				
1. The annotation of “required” refers to a high-level requirement category. The applicability of each sub-requirement is provided in Enclosure 3.				
2. Security is tested by a JITC led Information Assurance test team and the results published in a separate report, Reference (e).				
<b>LEGEND:</b>				
ASLAN	Assured Services Local Area Network	MPLS	Multiprotocol Label Switching	
Base-T	Baseband Operation, Twisted Pair	NLT	No Later Than	
CoF	Condition of Fielding	OSPF	Open Shortest Path First	
CR	Capability Requirement	POA&M	Plan Of Action & Milestones	
DISA	Defense Information Systems Agency	RADIUS	Remote Authentication Dial-in User Server	
FR	Functional Requirements	RFC	Request for Comment	
ID	Identification	SUT	System Under Test	
IPv6	Internet Protocol version 6	UCR	Unified Capabilities Requirements	
LAN	Local Area Network	VLAN	Virtual Local Area Network	
LDP	Label Distribution Protocol	VPN	Virtual Private Network	

**Table 3-3. SUT Hardware/Software/Firmware Version Identification  
with Interface Card Blocking Factors**

<b>Component (See Note 1)</b>	<b>Release</b>	<b>Sub-component</b>	<b>Function</b>	<b>Blocking Factor (See Note 2, 3, 4) C/D/A</b>
<b><u>HP 12910</u></b> HP 12916	<b><u>version7.1.045</u></b> <b><u>release 1005P11</u></b>	<b><u>JG619A</u></b>	<b><u>FlexFabric 12910 Switch AC Chassis</u></b>	N/A
		JG632A	FlexFabric 12916 Switch AC Chassis	N/A
		<b><u>JG621A</u></b>	<b><u>Main Processing Unit</u></b>	N/A
		JG634A	Main Processing Unit	N/A
		<b><u>JG623A</u></b>	<b><u>3.84Tbps Type B Fabric Module</u></b>	N/A
		JG636A	6.14Tbps Type B Fabric Module	N/A
		JG854A	2.56Tbps Type S Fabric Module	N/A
		JG888A	48-port 1/10GbE SFP+ FC Module	Maximum
		JG889A	24-port 40GbE QSFP+ FC Module	Maximum
		JG626A	48-port 1/10GbE SFP+ EC Module	Maximum
		JG857A	12-port 40GbE QSFP+ EC Module	Maximum
		JG855A	48-port GbE SFP EB Module	Maximum
		JG856A	48-port 10/100/1000Base-T EB Module	Maximum
		<b><u>JG624A</u></b>	<b><u>4 48-port 10GbE SFP+ EA Module</u></b>	Maximum
		<b><u>JG625A</u></b>	<b><u>16-port 40GbE OSFP+ EA Module</u></b>	Maximum

**Table 3-3. SUT Hardware/Software/Firmware Version Identification with Interface Card Blocking Factors (continued)**

**NOTE:**

1. Components bolded and underlined were tested JITC. The other components in the family series were not tested; however, they utilize the same software and similar hardware. JITC analysis determined them to be functionally identical for interoperability certification purposes and are also certified for joint use.
2. Blocking factor is the ratio of all traffic to non-blocked traffic; i.e., a block factor of 8 to 1 means 12.5 percent of the traffic is not blocked.
3. There are three levels of non-blocking for core, distribution, and access switches. For core and distribution, the minimum level is 2 to 1, medium level is 1.5 to 1, and maximum level is 1 to 1 (100 percent non-blocking). For access, the minimum level is 8 to 1, medium level is 2 to 1, and maximum level is 1 to 1 (100 percent non-blocking).
4. Blocking factor was evaluated by isolation port pairs on different Virtual Local Area Networks (VLANs), inserting bi-directional traffic and having that traffic traverse across all ports, as described in Test-Procedure IO-17 of the Assured Services Local Area Network (ASLAN) Test Procedures. Through testing and analysis this product is certified to meet the maximum blocking factor requirements

**LEGEND:**

10GbE	10 Gigabit Ethernet	MPLS	Multiprotocol Label Switching
100FX	Fast Ethernet over Fiber Optic Cable	NA	Not Applicable
A	Access	QSFP	Quad Small Form-Factor Pluggable
ASLAN	Assured Services Local Area Network	RE	Routing Engine
Base-T	Baseband Operation, Twisted Pair	RJ	Registered Jack
C	Core	SF	Switch Fabric
D	Distribution	SFP	Small Form-factor Pluggable
GbE	Gigabit Ethernet	SUT	System Under Test
HP	Hewlett Packard	TMDE	Test, Measurement, and Diagnostic Equipment
JITC	Joint Interoperability Test Command	XFP	Small Form-factor Pluggable

**Table 3-4. Test Infrastructure Hardware/Software/Firmware Version Identification**

System Name	Software Release	Function
<b>Required Ancillary Equipment (site-provided)</b>		
Active Directory		
Remote Authentication Dial-In User Server		
Syslog Server		
Management Workstation (Microsoft Windows 7 Professional Service Pack 1)		
<b>Test Network Components</b>		
Juniper MX480	14.2	Core Switch
Ixia IxNetwork	7.1.0452.860.56GA	TMDE
<b>LEGEND:</b>		
TMDE	Test, Measurement & Diagnostic Equipment	

**Table 3-5. ASLAN Component Capability/Functional Requirements**

CR/FR ID	Requirement	UCR Ref (UCR 2013) (See Note 1)	LoC/TP ID (See Note 2)	R/O/C
1	<b>7.2.1 – General LAN Switch and Router Product</b>			
1-1	<b>7.2.1 – General LAN Switch and Router Product Requirements</b>			
1	<p>The Core, Distribution, and Access products shall be capable of meeting the following parameters:</p> <p>a. <u>Non-blocking</u>. All Core, Distribution, and Access products shall be non-blocking for their ports based on the following traffic engineering. Non-blocking is defined as the capability to send and receive a mixture of 64 to 1518 byte packets at full duplex rates from ingress ports to egress ports through the component’s backplane without losing any packets. In a non-blocking switch, all ports can run at full wire speed without any loss of packets or cells. Blocking factor is defined as the ratio of all traffic to non-blocked traffic (i.e., a blocking factor of 8 to 1 means that 12.5 percent of the traffic must be nonblocking). Each Core, Distribution, and Access product has up to three levels of performance: Minimum, Medium, and Maximum. For certification purposes, products need only meet minimum performance levels.</p> <p>(1) <u>Access Products</u>. Access products (including PON that is used as an access device) shall not have a blocking factor that exceeds 8 to 1 (minimum). This blocking factor includes all hardware and software components. Medium performance level Access products shall not have a blocking factor that exceeds 2 to 1. This blocking factor includes all hardware and software components. Maximum performance level Access products shall be non-blocking. This blocking factor includes all hardware and software components.</p> <p>(2) <u>Distribution and Core Products</u>. These products shall not have a blocking factor that exceeds 2 to 1 (minimum). This blocking factor includes all hardware and software components. Medium performance level products shall not have a blocking factor that exceeds 1.5 to 1. This blocking factor includes all hardware and software components. Maximum performance level products shall be non-blocking. This blocking factor includes all hardware and software components.</p>	7.2.1 EDG-000010	L/T IO-17	Core (R) Distro (R) Access (R)
2	<p>b. <u>Latency</u>. All Core, Distribution, and Access products shall have the capability to transport prioritized packets (media and signaling) as follows. The latency shall be achievable over any 5-minute period measured from ingress ports to egress ports under congested conditions. Congested condition is defined as 100 percent bandwidth utilization. Prioritized packets are defined as packets having a service class above best effort.</p> <p>(1) <u>Voice Packets</u>. No more than 2 milliseconds (ms) latency.</p> <p>(2) <u>Voice and video signaling packets</u>. No more than 2 milliseconds (ms) latency.</p> <p>(3) <u>Video Packets</u>. No more than 10 ms latency. Video packets are defined as including video, voice associated with video session, and video signaling. Video packets include both video conferencing and streaming video.</p> <p>(4) <u>Preferred Data Packets</u>. N/A. Preferred data is defined in the UC Framework as preferred elastic traffic (see UC Framework 2013, Section 6, Network Infrastructure End-to-End Performance).</p> <p>(5) <u>Best Effort Data</u>. N/A.</p>	7.2.1 EDG-000010	T IO-10 IO-11	Core (R) Distro (R) Access (R)



**Table 3-5. ASLAN Component Capability/Functional Requirements (continued)**

CR/FR ID	Requirement	UCR Ref (UCR 2013) (See Note 1)	LoC/TP ID (See Note 2)	R/O/C
<b>1-1</b>	<b>7.2.1 – General LAN Switch and Router Product Requirements (continued)</b>			
3	<p>c. <u>Jitter</u>. All Core, Distribution, and Access products shall have the capability to transport prioritized packets (media and signaling) as follows. The jitter shall be achievable over any 5-minute period measured from ingress ports to egress ports under congested conditions. Congested condition is defined as 100 percent bandwidth utilization.</p> <p>(1) <u>Voice Packets</u>. No more than 1 ms jitter.</p> <p>(2) <u>Video Packets</u>. No more than 10 ms jitter.</p> <p>(3) <u>Preferred Data Packets</u>. N/A.</p> <p>(4) <u>Best Effort Data</u>. N/A.</p>	7.2.1 EDG-000010	T IO-10 IO-11	Core (R) Distro (R) Access (R)
4	<p>d. <u>Packet Loss</u>. All Core, Distribution and Access products shall have the capability to transport prioritized packets (media and signaling) as follows. The packet loss shall be achievable over any 5-minute period measured from ingress ports to egress ports under congested conditions. Congested condition is defined as 100 percent bandwidth utilization.</p> <p>(1) <u>Voice Packets</u>. Allowed packet loss is dependent upon the queuing implemented (i.e., amount of properly traffic shaped bandwidth). Packet loss measured within the configured queuing parameters shall be measured to be no more than 0.015 percent for Access, Distribution, and Core products.</p> <p>(2) <u>Video Packets</u>. Allowed packet loss is dependent on the queuing implemented (i.e., amount of properly traffic shaped bandwidth). Packet loss measured within the configured queuing parameters shall be measured to be no more than 0.05 percent for Access, Distribution, and Core products.</p> <p>(3) <u>Preferred Data packets</u>. Allowed packet loss is dependent on the queuing implemented (i.e., amount of properly traffic shaped bandwidth). Packet loss measured within the configured queuing parameters shall be measured to be no more than 0.05 percent for Access, Distribution, and Core products.</p> <p>(4) <u>Best Effort data packets</u>. Best effort data has no packet loss requirements. Amount of loss is determined by traffic engineering and offered load.</p>	7.2.1 EDG-000010	T IO-12	Core (R) Distro (R) Access (R)
<b>1-2</b>	<b>7.2.1.1 – Port Interface Rates</b>			
1	<p>Minimally, Core and Distribution products shall support the following interface rates [other rates and Institute of Electronics and Electrical Engineers (IEEE) standards may be provided as optional interfaces]. Rates specified are the theoretical maximum data bit rate specified for Ethernet; link capacity and effective throughput is influenced by many factors. For calculation purposes, link capacities are to be calculated IAW definitions contained in Request for Comments (RFC) 2330 and RFC 5136. Network Management (NM) interfaces are defined in Section 2.19.</p> <p>The product must minimally support the following interfaces for interconnection between the core to WAN, distribution-core, and distribution-access:</p> <p>(5) 100 megabits per second (Mbps) in accordance with (IAW) IEEE 802.3u.</p> <p>(6) 1000 Mbps IAW IEEE 802.3z.</p>	7.2.1.1 EDG-000020	T IO-1	Core (R) Distro (R)

**Table 3-5. ASLAN Component Capability/Functional Requirements (continued)**

<b>CR/FR ID</b>	<b>Requirement</b>	<b>UCR Ref (UCR 2013) (See Note 1)</b>	<b>LoC/ TP ID (See Note 2)</b>	<b>R/O/C</b>
<b>1-2</b>	<b>7.2.1.1 – Port Interface Rates (continued)</b>			
2	Minimally, Access products shall provide one of the following user-side interface rates (other rates and IEEE standards may be provided as optional interfaces): a. 10 Mbps IAW IEEE 802.3i. b. 10 Mbps IAW IEEE 802.3j. c. 100 Mbps IAW IEEE 802.3u. d. 1000 Mbps IAW IEEE 802.3z. e. 1000 Mbps IAW IEEE 802.3ab.	7.2.1.1 EDG-000030	T IO-1	Access (R)
3	Minimally, Access products shall provide one of the following trunk-side interface rates (other rates and IEEE standards may be provided as optional interfaces): a. 100 Mbps IAW IEEE 802.3u. b. 1000 Mbps IAW IEEE 802.3z.	7.2.1.1 EDG-000040	T IO-1	Access (R)
4	The Core, Distribution, and Access products may provide a fibre channel interface IAW American National Standards Institute (ANSI) International Committee for Information Technology Standards (INCITS) T11.2 and T11.3 (previously known as X3T9.3). If provided, the interface must meet the following: a. RFC 4338, Transmission of IPv6, IPv4, and Address Resolution Protocol (ARP) Packets over Fibre Channel. b. RFC 4044, Fibre Channel Management.	7.2.1.1 EDG-000050	L	Core (O) Distro (O) Access (O)
5	The Core, Distribution, and Access products may provide one or more of the following wireless LAN interface rates: a. 54 Mbps IAW IEEE 802.11a. b. 11 Mbps IAW IEEE 802.11b. c. 54 Mbps IAW IEEE 802.11g. d. 300–600 Mbps IAW IEEE 802.11n. e. IEEE 802.16-2012: Broadband wireless communications standards for MANS. f. Other approved IEEE wireless interfaces may be implemented as optional interfaces.	7.2.1.1 EDG-000060	Refer to WIRELESS TPs	Core (O) Distro (O) Access (O)
6	If any of the above wireless interfaces are provided, then the interfaces must support the requirements of Section 7.3, Wireless LAN.	7.2.1.1 EDG-000070	Refer to WIRELESS TPs	Core (C) Distro (C) Access (C)

**Table 3-5. ASLAN Component Capability/Functional Requirements (continued)**

CR/FR ID	Requirement	UCR Ref (UCR 2013) (See Note 1)	LoC/TP ID (See Note 2)	R/O/C
<b>1-3</b>	<b>7.2.1.2 – Port Parameter</b>			
1	<p>The Core, Distribution, and Access products shall provide the following parameters on a per port basis as specified:</p> <ul style="list-style-type: none"> <li>a. Auto-negotiation IAW IEEE 802.3.</li> <li>b. Force mode IAW IEEE 802.3.</li> <li>c. Flow control IAW IEEE 802.3x (Optional: Core).</li> <li>d. Filtering IAW appropriate RFC 1812 sections (sections applying to filtering).</li> <li>e. Link Aggregation IAW IEEE 802.1AX (applies to output/egress trunk-side ports only) (Optional Access).</li> <li>f. Spanning Tree Protocol IAW IEEE 802.1D (Optional: Core).</li> <li>g. Multiple Spanning Tree IAW IEEE 802.1s (Optional: Core).</li> <li>h. Rapid Reconfiguration of Spanning Tree IAW IEEE 802.1w (Optional: Core).</li> <li>i. Port-Based Access Control IAW IEEE 802.1x (Optional: Core, Distribution, and Access).</li> <li>j. Link Layer Discovery Protocol (LLDP) IAW IEEE 802.1AB (Optional Core, Distribution, and Access).</li> <li>k. Link Layer Discovery – Media Endpoint Discovery IAW ANSI/Telecommunications Industry Association (TIA)-1057 (Optional Core, Distribution, and Access).</li> <li>l. Power over Ethernet (PoE) IAW either 802.3af-2003 or 802.3at-2009. (Required only for VVoIP solutions; for data applications or non-Assured Services (AS) solutions, PoE is optionally required.)</li> </ul>	7.2.1.2 EDG-000080	L/T IO-14 IO-15	Core (R) Distro (R) Access (R)

**Table 3-5. ASLAN Component Capability/Functional Requirements (continued)**

CR/FR ID	Requirement	UCR Ref (UCR 2013) (See Note 1)	LoC/TP ID (See Note 2)	R/O/C
1-4	<b>7.2.1.3 – Class of Service Marking</b>			
1	<p>The Core, Distribution, and Access products shall support Differentiated Services Code Points (DSCPs) IAW RFC 2474 for both Internet Protocol (IP) IPv4 and IPv6 Packets, as follows:</p> <p>a. The Core and Distribution products shall be capable of accepting any packet tagged with a DSCP value (0-63) on an ingress port and assign that packet to a Quality of Service (QoS) behavior listed in <u>Section 7.2.1.6, Quality of Service Features</u>.</p> <p>b. The Core and Distribution products shall be capable of accepting any packet tagged with a DSCP value (0-63) on an ingress port and reassign that packet to any new DSCP value (0-63). Current DSCP values are provided in <u>Section 6.2.2, Differentiated Service Code Point</u>. (Optional: Access products)</p> <p>c. The Core and Distribution products must be able to support the prioritization of aggregate service classes with queuing according to <u>Section 7.2.1.6, Quality of Service Features</u>.</p> <p>d. Access products (including Passive Optical Network) shall be capable of supporting the prioritization of aggregate service classes with queuing according to <u>Section 7.2.1.6, Quality of Service Features</u>. Queuing may be supported in either of the two following class of service (CoS) methods:</p> <p>(1) Layer 3 CoS Layer 3 Cos involves support for DSCP IAW RFC 2474 for IPv4 and IPv6. Within this CoS method, the access product shall support queuing by either: a) queuing directly based on the DSCP within the IP header (IPv4 and IPv6). The original DSCP value must also be preserved and passed unaltered through the product; or, b) The product shall inspect the IP header (IPv4 and IPv6). Based on the DSCP value contained within the IP header, the product may map the DSCP value (0-63) to the Ethernet priority field (decimal values 0-7). Queuing may be based on the mapping of the DSCP to a layer 2 priority field value. Any received DSCP value (0- 63) must be able to be mapped to any priority value (0-7). The original DSCP value must be preserved and passed unaltered through the product.</p> <p>(2) Layer 2 Cos. Layer 2 CoS shall use the Virtual LAN identification (VLAN ID), see Section 7.2.1.4, defined in IEEE 802.1Q to perform queuing assignment. Access devices shall be capable of assigning any VLAN ID (either directly or through the 3 Ethernet priority bits (decimal values 0 through 7) to any of the 4 queues.</p>	7.2.1.3 EDG-000090	T IO-13	Core (R) Distro (R) Access (R)

**Table 3-5. ASLAN Component Capability/Functional Requirements (continued)**

CR/FR ID	Requirement	UCR Ref (UCR 2013) (See Note 1)	LoC/TP ID (See Note 2)	R/O/C																																														
1-4	<b>7.2.1.3 – Class of Service Marking (continued)</b>																																																	
2	<p>The Core, Distribution, and Access products may support the 3-bit user priority field of the IEEE 802.1Q 2-byte Tag Control Information (TCI) field (see Figure 7.2-1, IEEE 802.1Q Tagged Frame for Ethernet, and Figure 7.2-2, TCI Field Description). Default values are provided in Table 7.2-1, 802.1Q Default Values. If provided, the following Class of Service (CoS) requirements apply:</p> <p>a. The Core, Distribution, and Access products shall be capable of accepting any frame tagged with a user priority value (0–7) on an ingress port and assign that frame to a QoS behavior listed in Section 7.2.1.6, Quality of Service Features.</p> <p>b. The Core and Distribution products shall be capable of accepting any frame tagged with a user priority value (0-7) on an ingress port and reassign that frame to any new user priority value (0-7) (Optional: Distribution and Access).</p>	7.2.1.3 EDG-000100	L	Core (O) Distro (O) Access (O)																																														
	<b>IEEE 802.1Q Tagged Frame for Ethernet</b>																																																	
	<b>BYTES</b>																																																	
	<table border="1" style="width: 100%; border-collapse: collapse;"> <tr> <td style="text-align: center;">7</td> <td style="text-align: center;">1</td> <td style="text-align: center;">6</td> <td style="text-align: center;">6</td> <td style="text-align: center;">2</td> <td style="text-align: center;">2</td> <td style="text-align: center;">2</td> <td style="text-align: center;">42-1496</td> <td style="text-align: center;">4</td> </tr> <tr> <td style="text-align: center;">Preamble</td> <td style="text-align: center;">SFD</td> <td style="text-align: center;">DA</td> <td style="text-align: center;">SA</td> <td style="text-align: center;">TPID</td> <td style="text-align: center;">TCI</td> <td style="text-align: center;">Type Length</td> <td style="text-align: center;">Data</td> <td style="text-align: center;">CRC</td> </tr> </table>				7	1	6	6	2	2	2	42-1496	4	Preamble	SFD	DA	SA	TPID	TCI	Type Length	Data	CRC																												
	7				1	6	6	2	2	2	42-1496	4																																						
	Preamble				SFD	DA	SA	TPID	TCI	Type Length	Data	CRC																																						
	<b>802.1Q Default Values</b>																																																	
	<table border="1" style="width: 100%; border-collapse: collapse;"> <thead> <tr> <th data-bbox="277 982 423 1052" rowspan="2" style="text-align: center;">AGGREGATE SERVICE CLASS</th> <th data-bbox="428 982 695 1052" rowspan="2" style="text-align: center;">GRANULAR SERVICE CLASS</th> <th colspan="2" data-bbox="699 982 980 1012" style="text-align: center;">Default 802.1Q COS TAG</th> </tr> <tr> <th data-bbox="699 1018 813 1052" style="text-align: center;">Base 2</th> <th data-bbox="818 1018 980 1052" style="text-align: center;">Base 10</th> </tr> </thead> <tbody> <tr> <td data-bbox="277 1058 423 1136" rowspan="3" style="text-align: center;">Control</td> <td data-bbox="428 1058 695 1087" style="text-align: center;">Network control</td> <td data-bbox="699 1058 813 1087" style="text-align: center;">111</td> <td data-bbox="818 1058 980 1087" style="text-align: center;">7</td> </tr> <tr> <td data-bbox="428 1089 695 1119" style="text-align: center;">User Signaling1</td> <td data-bbox="699 1089 813 1119" style="text-align: center;">110</td> <td data-bbox="818 1089 980 1119" style="text-align: center;">6</td> </tr> <tr> <td data-bbox="428 1121 695 1150" style="text-align: center;">Circuit Emulation1</td> <td data-bbox="699 1121 813 1150" style="text-align: center;">110</td> <td data-bbox="818 1121 980 1150" style="text-align: center;">6</td> </tr> <tr> <td data-bbox="277 1152 423 1230" rowspan="4" style="text-align: center;">Inelastic/ Real-Time</td> <td data-bbox="428 1152 695 1182" style="text-align: center;">Short messages1</td> <td data-bbox="699 1152 813 1182" style="text-align: center;">110</td> <td data-bbox="818 1152 980 1182" style="text-align: center;">6</td> </tr> <tr> <td data-bbox="428 1184 695 1213" style="text-align: center;">Voice2</td> <td data-bbox="699 1184 813 1213" style="text-align: center;">101</td> <td data-bbox="818 1184 980 1213" style="text-align: center;">5</td> </tr> <tr> <td data-bbox="428 1215 695 1245" style="text-align: center;">Video/VTC</td> <td data-bbox="699 1215 813 1245" style="text-align: center;">100</td> <td data-bbox="818 1215 980 1245" style="text-align: center;">4</td> </tr> <tr> <td data-bbox="428 1247 695 1276" style="text-align: center;">Streaming</td> <td data-bbox="699 1247 813 1276" style="text-align: center;">011</td> <td data-bbox="818 1247 980 1276" style="text-align: center;">3</td> </tr> <tr> <td data-bbox="277 1299 423 1346" rowspan="3" style="text-align: center;">Preferred Elastic</td> <td data-bbox="428 1299 695 1329" style="text-align: center;">Interactive Transactions</td> <td data-bbox="699 1299 813 1329" style="text-align: center;">010</td> <td data-bbox="818 1299 980 1329" style="text-align: center;">2</td> </tr> <tr> <td data-bbox="428 1331 695 1360" style="text-align: center;">OA&amp;M – SNMP</td> <td data-bbox="699 1331 813 1360" style="text-align: center;">001</td> <td data-bbox="818 1331 980 1360" style="text-align: center;">1</td> </tr> <tr> <td data-bbox="428 1362 695 1392" style="text-align: center;">File Transfers</td> <td data-bbox="699 1362 813 1392" style="text-align: center;">001</td> <td data-bbox="818 1362 980 1392" style="text-align: center;">1</td> </tr> <tr> <td data-bbox="277 1394 423 1423" rowspan="2" style="text-align: center;">Elastic</td> <td data-bbox="428 1394 695 1423" style="text-align: center;">OA&amp;M – Trap/SysLog</td> <td data-bbox="699 1394 813 1423" style="text-align: center;">001</td> <td data-bbox="818 1394 980 1423" style="text-align: center;">1</td> </tr> <tr> <td data-bbox="428 1425 695 1455" style="text-align: center;">Default</td> <td data-bbox="699 1425 813 1455" style="text-align: center;">000</td> <td data-bbox="818 1425 980 1455" style="text-align: center;">0</td> </tr> </tbody> </table>				AGGREGATE SERVICE CLASS	GRANULAR SERVICE CLASS	Default 802.1Q COS TAG		Base 2	Base 10	Control	Network control	111	7	User Signaling1	110	6	Circuit Emulation1	110	6	Inelastic/ Real-Time	Short messages1	110	6	Voice2	101	5	Video/VTC	100	4	Streaming	011	3	Preferred Elastic	Interactive Transactions	010	2	OA&M – SNMP	001	1	File Transfers	001	1	Elastic	OA&M – Trap/SysLog	001	1	Default	000	0
	AGGREGATE SERVICE CLASS						GRANULAR SERVICE CLASS	Default 802.1Q COS TAG																																										
					Base 2	Base 10																																												
Control	Network control	111	7																																															
	User Signaling1	110	6																																															
	Circuit Emulation1	110	6																																															
Inelastic/ Real-Time	Short messages1	110	6																																															
	Voice2	101	5																																															
	Video/VTC	100	4																																															
	Streaming	011	3																																															
Preferred Elastic	Interactive Transactions	010	2																																															
	OA&M – SNMP	001	1																																															
	File Transfers	001	1																																															
Elastic	OA&M – Trap/SysLog	001	1																																															
	Default	000	0																																															

**Table 3-5. ASLAN Component Capability/Functional Requirements (continued)**

CR/FR ID	Requirement	UCR Ref (UCR 2013) (See Note 1)	LoC/TP ID (See Note 2)	R/O/C
1-5	<b>7.2.1.4 – Virtual LAN Capabilities</b>			
1	<p>The Core, Distribution, and Access products shall be capable of the following:</p> <p>a. Accepting Virtual Local Area Network (VLAN) tagged frames according to IEEE 802.1Q (see <a href="#">Figure 7.2-1</a>, IEEE 802.1Q Tagged Frame for Ethernet, and <a href="#">Figure 7.2-2</a>, TCI Field Description).</p> <p>b. Configuring VLAN IDs (VIDs). VIDs on an ingress port shall be configurable to any of the 4094 values (except 0 and 4095).</p> <p>c. Supporting VLANs types IAW IEEE 802.1Q.</p> <p>The VLANs offer the following features:</p> <ul style="list-style-type: none"> <li>• <b>Broadcast Control.</b> Just as switches isolate collision domains for attached hosts and forward only appropriate traffic out a particular port, VLANs refine this concept further and provide complete isolation between VLANs. A VLAN is a bridging domain, and all broadcast and multicast traffic is contained within it.</li> <li>• <b>Security.</b> The VLANs provide security in two ways: <ul style="list-style-type: none"> <li>– High-security users can be grouped into a VLAN, possibly on the same physical segment, and no users outside of that VLAN can communicate with them.</li> <li>– The VLANs are logical groups that behave like physically separate entities; inter-VLAN communication is achieved through a router. When inter-VLAN communication occurs through a router, all the security and filtering functionality that routers traditionally provide can be used because routers are able to look at Layer 3 information.</li> </ul> </li> <li>• <b>Port-Based.</b> Port-based VLANs are VLANs that are dependent on the physical port a product is connected to. All traffic that traverses the port is marked with the VLAN configured for that port. Each physical port on the switch can support only one VLAN. With port-based VLANs, no Layer 3 address recognition takes place. All traffic within the VLAN is switched, and traffic between VLANs is routed (by an external router or by a router within the switch). This type of VLAN is also known as a segment-based VLAN (see <a href="#">Figure 7.2-3</a>, Port-Based VLAN).</li> <li>• IEEE 802.1Q. VLANs can be assigned by end products IAW the IEEE 802.1Q VLAN ID tag.</li> </ul>	7.2.1.4 EDG-000110	T IO-13	Core (R) Distro (R) Access (R)

**Table 3-5. ASLAN Component Capability/Functional Requirements (continued)**

CR/FR ID	Requirement	UCR Ref (UCR 2013) (See Note 1)	LoC/TP ID (See Note 2)	R/O/C
<b>1-5</b>	<b>7.2.1.4 – Virtual LAN Capabilities (continued)</b>			
2	<p>The Unified Capabilities (UC) products must be capable of accepting VLAN tagged frames and assigning them to the VLAN identified in the 802.1Q VID field (see Figure 7.2-4, IEEE 802.1Q-Based VLANs).</p> <ul style="list-style-type: none"> <li>• User-Defined Value. This type of VLAN is typically the most flexible, allowing VLANs to be defined based on the value of any field in a packet or frame. For example, VLANs could be defined on a protocol basis or could be dependent on a particular address (Layer 2 or Layer 3). The simplest form of this type of VLAN is to group users according to their Media Access Control (MAC) addresses (see Figure 7.2-5, User-Defined VLANs). The LAN shall be designed so that Real-Time Services (RTS) and data reside in separate VLANs. Whether a product is performing converged services or a single service will decide how VLANs are designed.</li> </ul> <p>The required VLAN types are port-based and IEEE 802.1Q tagged frames. For VoIP, video, and data end products, any end system that supports convergence (i.e., more than one media) requires that the end-system pre-assign the VLAN using IEEE 802.1Q tags before the frames entering the ASLAN. For end-systems that support just one media (i.e., voice or video or data), the LAN can assign the VLAN based on port-based VLAN assignment. Real-time services and data must be placed in separate VLANs for security purpose. The LAN may be designed with more than one VLAN per media type. Signaling for voice and video can be placed in the same VLAN as the respective media, or placed in an entirely different signaling VLAN.</p>	7.2.1.4 EDG-000120	T IO-13	Core (R) Distro (R) Access (R)
<b>1-6</b>	<b>7.2.1.5 – Protocols</b>			
1	<p>The Core, Distribution, and Access products shall meet protocol requirements for IPv4 and IPv6. RFC requirements are listed in Table 7.2-2, ASLAN Infrastructure RFC Requirements. Additional IPv6 requirements by product profile are listed in Section 5, IPv6. These RFCs are not meant to conflict with Department of Defense (DoD) Information Assurance (IA) policy (e.g., Security Technical Implementation Guidelines [STIGs]). Whenever a conflict occurs, DoD IA policy takes precedence. If there are conflicts with Section 5, RFCs applicable to IPv6 in Section 5 take precedence.</p>	7.2.1.5 EDG-000130	L/T (refer to Table 3)	Core (R) Distro (R) Access (R)

**Table 3-5. ASLAN Component Capability/Functional Requirements (continued)**

CR/FR ID	Requirement	UCR Ref (UCR 2013) (See Note 1)	LoC/TP ID (See Note 2)	R/O/C
1-7	<b>7.2.1.6 – Quality of Service Features</b>			
1	<p>The Core, Distribution, and Access products shall be capable of the following QoS features:</p> <p>a. Providing a minimum of four queues (see <a href="#">Figure 7.2-6</a>, Four-Queue Design).</p> <p>b. Assigning any incoming access/user-side “tagged” session to any of the queues for prioritization onto the egress (trunk-side/network-side) interface.</p> <p>c. Supporting Differentiated Services (DS), Per-Hop Behaviors (PHBs), and traffic conditioning IAW RFCs 2474, 2597, and 3246:</p> <ul style="list-style-type: none"> <li>(1) Expedited Forwarding (EF).</li> <li>(2) Assured Forwarding (AF).</li> <li>(3) Best Effort (BE).</li> <li>(4) Class Selector (CS).</li> <li>(5) PHB Identification Codes.</li> </ul> <p>d. All queues shall be capable of having a bandwidth (BW) assigned (i.e., queue 1: 200 Kbps, queue 2: 500 kbps) or percentage of traffic (queue 1: 25 percent, queue 2: 25 percent). The BW or traffic percentage shall be fully configurable per queue from 0 to full BW or 0 to 100 percent. The sum of configured queues shall not exceed full BW or 100 percent of traffic.</p> <p>e. Core, Distribution, and Access products shall meet the traffic conditioning (policing) requirements of Section 6.2.4 as follows:</p> <ul style="list-style-type: none"> <li>(1) The product shall calculate the bandwidth associated with traffic conditioning, which requires that the queue size should account for the Layer 3 header (i.e., IP header), but not the Layer 2 headers (i.e., Point-to-Point Protocol [PPP], MAC, and so on) within a margin of error of 10 percent. When the other queues are not saturated, the Best Effort traffic may surge beyond its traffic-engineered limit.</li> </ul>	7.2.1.6 EDG-000140	T IO-13	Core (R) Distro (R) Access (R)



**Table 3-5. ASLAN Component Capability/Functional Requirements (continued)**

CR/FR ID	Requirement	UCR Ref (UCR 2013) (See Note 1)	LoC/TP ID (See Note 2)	R/O/C
<b>1-7</b>	<b>7.2.1.6 – Quality of Service Features (continued)</b>			
2	<p>Provide a minimum of six queues (see Six-Queue Design).</p> <p>a. Assigning any incoming access/user-side “tagged” session to any of the queues for prioritization onto the egress (trunk-side/network-side) interface.</p> <p>b. Supporting DS, PHBs, and traffic conditioning IAW RFCs 2474, 2597, and 3246:</p> <ul style="list-style-type: none"> <li>(1) Expedited Forwarding (EF).</li> <li>(2) Assured Forwarding (AF).</li> <li>(3) Best Effort (BE).</li> <li>(4) Class Selector (CS).</li> <li>(5) PHB Identification Codes.</li> </ul> <p>c. All queues shall be capable of having a bandwidth (BW) assigned (i.e., queue 1: 200 Kbps, queue 2: 500 kbps) or percentage of traffic (queue 1: 25 percent, queue 2: 25 percent). The BW or traffic percentage shall be fully configurable per queue from 0 to full BW or 0 to 100 percent. The sum of configured queues shall not exceed full BW or 100 percent of traffic.</p> <p>d. Core, Distribution, and Access products shall meet the traffic conditioning (policing) requirements of Section 6.2.4 as follows:</p> <ul style="list-style-type: none"> <li>(1) The product shall calculate the bandwidth associated with traffic conditioning in accordance with RFC 3246, which requires that the queue size should account for the Layer 3 header (i.e., IP header), but not the Layer 2 headers (i.e., PPP, MAC, etc.) within a margin of error of 10 percent. When the other queues are not saturated, the Best Effort traffic may surge beyond its traffic-engineered limit.</li> <li>(2) Core and Distribution products have been engineered for a blocking factor not to exceed 2:1. The aggregation of the Assured Forwarding and Expedition Forwarding queues should be configured to guarantee prioritization correctly, given the blocking factor. Priority queues (EF, AF4, and AF3) shall be configured as not to exceed 50 percent of the egress link capacity.</li> <li>(3) Access devices have been engineered for a blocking factor of 8:1 or less. Traffic prioritization is accomplished primarily to minimize latency. VoIP traffic is estimated at 2 (for dual appearances) bidirectional calls at 100 Kbps each or 400 Kbps (0 percent of 100 Mbps); video traffic is estimated at 500 Kbps bidirectional or 1 Mbps total (1.0 percent). With estimated blocking factor (8:1), 12.5 percent of the traffic is non-blocking. Based on traffic engineering outlined, the three priority queues should be set up not to exceed 12 percent of the egress link capacity.</li> </ul>	7.2.1.6 EDG-000150	T IO-13	Core (R) Distro (R) Access (R)
3	<p>The product shall support the Differentiated Services Code Point (DSCP) plan, as shown in Table 7.2-3, DSCP Assignments. DS assignments shall be software configurable for the full range of six bit values (0-63 Base10) for backwards compatibility with IP precedence environments that may be configured to use the Type of Service (TOS) field in the IP header but do not support DSCP.</p>	7.2.1.6 EDG-000160	T IO-13	Core (R) Distro (R) Access (R)

**Table 3-5. ASLAN Component Capability/Functional Requirements (continued)**

CR/FR ID	Requirement	UCR Ref (UCR 2013) (See Note 1)	LoC/TP ID (See Note 2)	R/O/C
<b>1-8</b>	<b>7.2.1.7 – Network Monitoring</b>			
1	<p>The Core, Distribution, and Access products shall support the following network monitoring features:</p> <p>a. Simple Network Management Protocol Version 3 (SNMPv3) IAW RFCs 3411, 3412, 3413, 3414, 3415, 3416, and 3417.</p> <p>b. Remote Monitoring (RMON) IAW RFC 2819.</p> <p>c. Coexistence between Version 1, Version 2, and Version 3 of the Internet-standard Network Management Framework IAW RFC 3584.</p> <p>d. The Advanced Encryption Standard (AES) Cipher Algorithm in the SNMP User-based Security Model IAW RFC 3826.</p>	7.2.1.7 EDG-000170	L/T IO-16	Core (R) Distro (R) Access (R)
<b>1-9</b>	<b>7.2.1.8 – Security</b>			
1	<p>The Core, Distribution, and Access products shall meet the security protocol requirements listed in Section 4, Information Assurance, as follows: Core and Distribution products shall meet all requirements annotated as Router (R) and LAN Switch (LS). Access switches shall meet the IA requirements annotated for LS. In addition to wireless IA requirements previously specified, Wireless Local Area Network Access Systems (WLASs) and Wireless Access Bridges (WABs) shall meet all IA requirements for LSs. Wireless End Instruments (WEIs) shall meet all IA requirements annotated for End Instruments (EIs). When conflicts exist between the Unified Capabilities Requirements (UCR) and STIG requirements, the STIG requirements will take precedence.</p> <p><b>(Refer to Table 4 for applicable IA requirements)</b></p>	7.2.1.8 EDG-000180	L	Core (R) Distro (R) Access (R)
<b>2</b>	<b>7.2.2 – LAN Switch and Router Redundancy</b>			
<b>2-1</b>	<b>7.2.2 – LAN Switch and Router Redundancy Requirements</b>			
1	<p>The ASLAN (High and Medium) shall have no single point of failure that can cause an outage of more than 96 IP telephony subscribers. A single point of failure up to and including 96 subscribers is acceptable; however, to support mission-critical needs, FLASH/FLASH OVERRIDE (F/FO) subscribers should be engineered for maximum availability. To meet the availability requirements, all switching/routing platforms that offer service to more than 96 telephony subscribers shall provide redundancy in either of two ways:</p> <p>a. The product itself (Core, Distribution, or Access) provides redundancy internally.</p> <p>b. A secondary product is added to the ASLAN to provide redundancy to the primary product (redundant connectivity required).</p>	7.2.2 EDG-000190	T IO-1	Core (R) Distro (R) Access (R)

**Table 3-5. ASLAN Component Capability/Functional Requirements (continued)**

CR/FR ID	Requirement	UCR Ref (UCR 2013) (See Note 1)	LoC/TP ID (See Note 2)	R/O/C
<b>2-2</b>	<b>7.2.2.1 – Single product Redundancy</b>			
1	<p>If a single product is used to meet the redundancy requirements, then the following requirements are applicable to the product:</p> <p>a. Dual Power Supplies. The platform shall provide a minimum of two power supplies, each with the power capacity to support the entire chassis. Loss of a single power supply shall not cause any loss of ongoing functions within the chassis.</p> <p>b. Dual Processors (Control Supervisors). The chassis shall support dual-control processors. Failure of any one processor shall not cause loss of any ongoing functions within the chassis (e.g., no loss of active calls). Failure of the primary processor to secondary must meet 5-second failover without loss of active calls.</p> <p>c. Termination Sparring. The chassis shall support a (N + 1) sparing capability for available 10/100 Base-T modules used to terminate to an IP subscriber.</p> <p>d. Redundancy Protocol. Routing equipment shall support a protocol that allows for dynamic rerouting of IP packets so that no single point of failure exists in the ASLAN that could cause an outage to more than 96 IP subscribers. Redundancy protocols will be standards based as specified in this document.</p> <p>e. No Single Failure Point. No single point shall exist in the LAN that would cause loss of voice service to more than 96 IP telephony instruments.</p> <p>f. Switch Fabric or Backplane Redundancy. Switching platforms within the ASLAN shall support a redundant (1 + 1) switching fabric or backplane. The second fabric's backplane shall be in active standby so that failure of the first shall not cause loss of ongoing events within the switch.</p>	7.2.2.1 EDG-000200	10-2 10-3 10-4 10-5 10-7 10-8 10-9	Core (O) Distro (O) Access (O)
<b>2-3</b>	<b>7.2.2.2 – Dual product Redundancy</b>			
1	<p>If the System Under Test (SUT) provides redundancy through dual products, then the following requirements are applicable:</p> <p>a. The failover over to the secondary product must not result in any lost calls. The secondary product may be in "standby mode" or "active mode," regardless of the mode of operation the traffic engineering of the links between primary and secondary must meet the requirements provided in Section 7.5.19, Traffic Engineering.</p>	7.2.2.2 EDG-000210	10-2 10-3 10-4 10-5 10-7 10-8 10-9	Core (O) Distro (O) Access (O)
<b>3</b>	<b>7.2.4 – Multiprotocol Label Switching in ASLANs</b>			
<b>3-1</b>	<b>7.2.4.2 – MPLS ASLAN</b>			
1	<p>An ASLAN product that implements MPLS must still meet all the ASLAN requirements for jitter, latency, and packet loss. The addition of the MPLS protocol must not add to the overall measured performance characteristics with the following caveats:</p> <p>a. The MPLS device shall reroute data traffic to a secondary pre-sigaled Label Switched Path (LSP) in less than 5 seconds upon indication of the primary LSP failure.</p>	7.2.4.2 EDG-000220	T	Core (O) Distro (O) (See separate MPLS test plan)
2	<p>Assured Services LAN Core and Distribution products are not required to support MPLS. Services and Agencies may choose to implement MPLS in the ASLAN to take advantage of the inherent technological advantages of MPLS. The ASLAN Core and Distribution products that will be used to provide MPLS services must support the RFCs contained in Table 7.2-5, ASLAN Product MPLS Requirements. RFCs are listed as being REQUIRED (R), OPTIONAL (O), or CONDITIONAL (C). Optionally required RFCs are based on implementation of a particular feature, such as Virtual Private Networks (VPNs).</p>	7.2.4.2 EDG-000230	T	Core (O) Distro (O) (See separate MPLS test plan)

**Table 3-5. ASLAN Component Capability/Functional Requirements (continued)**

<b>CR/FR ID</b>	<b>Requirement</b>	<b>UCR Ref (UCR 2013) (See Note 1)</b>	<b>LoC/TP ID (See Note 2)</b>	<b>R/O/C</b>
<b>3-2</b>	<b>7.2.4.3 – MPLS VPN Augmentation to VLANs</b>			
1	<p>The ASLAN Core or Distribution products will provide Layer 2 MPLS VPNs by minimally supporting the following:</p> <p>a. RFC 4762, “Virtual Private LAN Service (VPLS) Using Label Distribution Protocol (LDP) Signaling.”</p> <p>The product may additionally support the following:</p> <p>b. RFC 4761, “Virtual Private LAN Services (VPLS) Using BGP for Auto-Discovery and Signaling.”</p>	7.2.4.3.1 EDG-000240	T (See separate MPLS test plan)	Core (R) Distro (R)
2	The ASLAN products used to support L2VPNs, RFC 4761, or RFC 4762 may support RFC 5501, “Requirements for Multicast Support in Virtual Private LAN Services.”	7.2.4.3.1 EDG-000250	L (See separate MPLS test plan)	Core (O) Distro (O)
3	The ASLAN Core or Distribution products will provide Layer 3 MPLS VPNs by supporting RFC 4364, “BGP/MPLS IP Virtual Private Networks (VPNs).”	7.2.4.3.2 EDG-000260	T (See separate MPLS test plan)	Core (R) Distro (R)
4	<p>The ASLAN products used to support L3VPNs by RFC 4364 shall support the following RFCs:</p> <p>a. RFC 4382, “MPLS/BGP Layer 3 Virtual Private Network (VPN) Management Information Base.”</p> <p>b. RFC 4577, “OSPF as the Provider/Customer Edge Protocol for BGP/MPLS IP Virtual Private Networks (VPNs).”</p> <p>c. RFC 4659, “BGP-MPLS IP Virtual Private Network (VPN) Extension for IPv6 VPN.”</p> <p>d. RFC 4684, “Constrained Route Distribution for Border Gateway Protocol/Multiprotocol Label Switching (BGP/MPLS) Internet Protocol (IP) Virtual Private Networks (VPNs).”</p>	7.2.4.3.2 EDG-000270	T (See separate MPLS test plan)	Core (R) Distro (R)
5	<p>The MPLS device must support QoS in order to provide for assured services. The product must support one of the following QoS mechanisms:</p> <p>a. DSCP mapping to 3 bit EXP field (E-LSP).</p> <p>b. Label description of PHB (L-LSP).</p>	7.2.4.3.3 EDG-000280	T (See separate MPLS test plan)	Core (R) Distro (R)

**Table 3-6. ASLAN Component IPv6 Requirements**

ID	Requirement	UCR Ref (UCR 2013) (See Note 1)	LoC/ TP ID (See Note 2)	R/O/C
<b>UCR 2013 Section 5 IPv6 Requirements</b>				
<b>IP-1 5.2.1 – Product</b>				
1	The product shall support dual IPv4 and IPv6 stacks as described in RFC 4213. [Conditional: LS] If the Local Area Network (LAN) Switch (LS) also supports a routing function, then the product shall also support dual IPv4 and IPv6 stacks as described in RFC 4213	5.2.1 IP6-000010	L/T IO-10 IO-11 IO-12	Core (R) Distro (C) Access (C)
2	Dual-stack end points shall be configured to choose IPv4 over IPv6.	5.2.1 IP6-000020	L	Core (C) Distro (R) Access (R)
3	All nodes and interfaces that are “IPv6-capable” must be carefully configured and verified that the IPv6 stack is disabled until it is deliberately enabled as part of a deliberate transition strategy. This includes the stateless autoconfiguration of link-local addresses. Nodes with multiple network interfaces may need to be separately configured per interface	5.2.1 IP6-000030	L	Core (R) Distro (R) Access (R)
4	If the LS supports a routing function, then the product shall support the manual tunnel requirements as described in RFC 4213.	5.2.1 IP6-000040	L	Core (C) Distro (C) Access (C)
5	The system shall provide the same (or equivalent) functionality in IPv6 as in IPv4 consistent with the requirements in the UCR for its Approved Products List (APL) category. NOTE: This requirement applies only to products that are required to perform IPv6 functionality.	5.2.1 IP6-000050	L/T IO-10 IO-11 IO-12	Core (R) Distro (R) Access (R)
6	Support IPv6 IAW RFCs 2460 and 5095 if routing functions are supported.	5.2.1 IP6-000060	L/T IO-10 IO-11 IO-12	Core (R) Distro (C) Access (C)
7	The product shall support the transmission of IPv6 packets over Ethernet networks using the frame format defined in RFC 2464.	5.2.1 IP6-000070	L/T IO-10 IO-11 IO-12	Core (R) Distro (R) Access (R)
<b>IP1-1 5.2.1.1 – Maximum Transmission Unit</b>				
1	The product shall support Path Maximum Transmission Unit (MTU) Discovery as described in RFC 1981.	5.2.1.1 IP6-000080	L	Core (R) Distro (R) Access (R)
2	The product shall support a minimum MTU of 1280 bytes as described in RFC 2460 and updated by RFC 5095.	5.2.1.1 IP6-000090	L/T IO-10 IO-11 IO-12	Core (R) Distro (R) Access (R)
<b>IP1-2 5.2.1.2 – Flow Label</b>				
1	The product shall not use the Flow Label field as described in RFC 2460.	5.2.1.2 IP6-000110	L	Core (R) Distro (R) Access (R)
2	The product shall be capable of setting the Flow Label field to zero when originating a packet.	5.2.1.2 IP6-000120	L	Core (R) Distro (R) Access (R)
3	The product shall not modify the Flow Label field when forwarding packets.	5.2.1.2 IP6-000130	L	Core (R) Distro (R) Access (R)
4	The product shall be capable of ignoring the Flow Label field when receiving packets.	5.2.1.2 IP6-000140	L	Core (R) Distro (R) Access (R)

**Table 3-6. ASLAN Component IPv6 Requirements (continued)**

<b>ID</b>	<b>Requirement</b>	<b>UCR Ref (UCR 2013) (See Note 1)</b>	<b>LoC/ TP ID (See Note 2)</b>	<b>R/O/C</b>
<b>IP1-3</b>	<b>5.2.1.3 – Address</b>			
1	The product shall support the IPv6 Addressing Architecture as described in RFC 4291.	5.2.1.3 IP6-000150	L/T IO-10 IO-11 IO-12	Core (R) Distro (R) Access (R)
2	The product shall support the IPv6 Scoped Address Architecture as described in RFC 4007.	5.2.1.3 IP6-000160	L/T IO-10 IO-11 IO-12	Core (R) Distro (R) Access (R)
3	If a scoped address (RFC 4007) is used, then the product shall use a scope index value of zero when the default zone is intended.	5.2.1.3 IP6-000170	L	Core (C) Distro (C) Access (C)
<b>IP1-4</b>	<b>5.2.1.4 – Dynamic Host Configuration Protocol</b>			
1	If Dynamic Host Configuration Protocol (DHCP) is supported within an IPv6 environment, then it shall be implemented in accordance with the DHCP for IPv6 (DHCPv6) as described in RFC 3315.	5.2.1.3 IP6-000180	L	Core (C) Distro (C) Access (C)
2	If the LS supports DHCP and a routing function, then the product shall support RFC 3315.	5.2.1.4 IP6-000190	L/T IO-10 IO-11 IO-12	Core (C) Distro (C) Access (C)
3	If the product supports DHCPv6 and uses authentication, then it shall discard unauthenticated DHCPv6 messages from UC products and log the event.	5.2.1.4 IP6-000270	L	Core (C) Distro (C) Access (C)
<b>IP1-5</b>	<b>5.2.1.5 – Neighbor Discovery</b>			
1	The product shall support Neighbor Discovery for IPv6 as described in RFC 4861.	5.2.1.4 IP6-000280	L	Core (R) Distro (C) Access (C)
2	If the LS also supports a routing function, then the product shall support RFC 4861.	5.2.1.4 IP6-000290	L	Distro (C) Access (C)
3	The product shall not set the override flag bit in the Neighbor Advertisement message for solicited advertisements for any cast addresses or solicited proxy advertisements.	5.2.1.5 IP6-000300	L	Core (R) Distro (R) Access (R)
4	When a valid “Neighbor Advertisement” message is received by the product and the product neighbor cache does not contain the target’s entry, the advertisement shall be silently discarded.	5.2.1.5 IP6-000310	L	Core (R) Distro (R) Access (R)
5	When a valid “Neighbor Advertisement” message is received by the product and the product neighbor cache entry is in the INCOMPLETE state when the advertisement is received and the link layer has addresses and no target link-layer option is included, the product shall silently discard the received advertisement.	5.2.1.5 IP6-000320	L	Core (R) Distro (R) Access (R)
6	When address resolution fails on a neighboring address, the entry shall be deleted from the product’s neighbor cache.	5.2.1.5.1 IP6-000330	L	Core (R) Distro (R) Access (R)
7	If the product supports routing functions, then the product shall inspect valid router advertisements sent by other routers and verify that the routers are advertising consistent information on a link and shall log any inconsistent router advertisements.	5.2.1.5.2 IP6-000390	L	Core (R) Distro (C) Access (C)
8	If the product supports routing functions, then the product shall be capable of supporting the MTU value in the router advertisement message for all links in accordance with RFC 4861.	5.2.1.5.2 IP6-000410	L	Core (R) Distro (C) Access (C)

**Table 3-6. ASLAN Component IPv6 Requirements (continued)**

ID	Requirement	UCR Ref (UCR 2013) (See Note 1)	LoC/ TP ID (See Note 2)	R/O/C
<b>IP1-6 5.2.1.6 Stateless Address Autoconfiguration and Manual Address Assignment</b>				
1	If the product supports stateless IP address autoconfiguration including those provided for the commercial market, then the product shall support IPv6 Stateless Address Autoconfiguration (SLAAC) for interfaces supporting UC functions in accordance with RFC 4862.	5.2.1.6 IP6-000420	L	Core (C) Distro (C) Access (C)
2	If the product supports IPv6 SLAAC, then the product shall have a configurable parameter that allows the function to be enabled and disabled. Specifically, the product shall have a configurable parameter that allows the “managed address configuration” flag and the “other stateful configuration” flag to always be set and not perform stateless autoconfiguration.	5.2.1.6 IP6-000430	L	Core (C) Distro (C) Access (C)
3	If the product supports IPv6 SLAAC, then the product shall have the configurable parameter set not to perform stateless autoconfiguration.	5.2.1.6 IP6-000440	L	Core (C) Distro (C) Access (C)
4	While nodes are not required to autoconfigure their addresses using SLAAC, all IPv6 Nodes shall support link-local address configuration and Duplicate Address Detection (DAD) as specified in RFC 4862. In accordance with RFC 4862, DAD shall be implemented and shall be on by default. Exceptions to the use of DAD are noted in the following text.	5.2.1.6 IP6-000450	L	Core (R) Distro (R) Access (R)
5	A node MUST allow for autoconfiguration-related variable to be configured by system management for each multicast-capable interface to include DupAddrDetectTransmits where a value of zero indicates that DAD is not performed on tentative addresses as specified in RFC 4862.	5.2.1.6 IP6-000460	L	Core (R) Distro (R) Access (R)
6	The product shall support manual assignment of IPv6 addresses.	5.2.1.6 IP6-000470	T IO-10 IO-11 IO-12	Core (R) Distro (R) Access (R)
7	If the product provides routing functions, then the product shall default to using the “managed address configuration” flag and the “other stateful flag” set to TRUE in their router advertisements when stateful autoconfiguration is implemented.	5.2.1.6 IP6-000490	L	Core (R) Distro (C) Access (C)
<b>IP1-7 5.2.1.7 – Internet Control Message Protocol</b>				
1	The product shall support the Internet Control Message Protocol (ICMP) for IPv6 as described in RFC 4443.	5.2.1.7 IP6-000520	T IO-10 IO-11 IO-12	Core (R) Distro (R) Access (R)
2	The product shall have a configurable rate-limiting parameter for rate limiting the ICMP error messages it originates.	5.2.1.7 IP6-000530	L	Core (R) Distro (R) Access (R)
3	The product shall support the capability to enable or disable the ability of the product to generate a Destination Unreachable message in response to a packet that cannot be delivered to its destination for reasons other than congestion.	5.2.1.7 IP6-000540	L	Core (R) Distro (R) Access (R)
4	The product shall support the enabling or disabling of the ability to send an Echo Reply message in response to an Echo Request message sent to an IPv6 multicast or anycast address.	5.2.1.7 IP6-000550	L	Core (R) Distro (R) Access (R)
5	The product shall validate ICMPv6 messages, using the information contained in the payload, before acting on them.	5.2.1.7 IP6-000560	L	Core (R) Distro (R) Access (R)

**Table 3-6. ASLAN Component IPv6 Requirements (continued)**

ID	Requirement	UCR Ref (UCR 2013) (See Note 1)	LoC/ TP ID (See Note 2)	R/O/C
<b>IP1-8 5.2.1.8 – Routing Functions</b>				
1	If the product supports routing functions, then the product shall support the Open Shortest Path First (OSPF) for IPv6 as described in RFC 5340.	5.2.1.8 IP6-000570	L	Core (R) Distro (C) Access (C)
2	If the product supports routing functions, then the product shall support securing OSPF with IPsec as described for other IPsec instances in Section 4, Information Assurance.	5.2.1.8 IP6-000580	L	Core (R) Distro (C) Access (C)
3	If the product supports routing functions, then the product shall support router-to-router integrity using the IP Authentication Header with HMACSHA1-96 within Encapsulating Security Payload (ESP) and Authentication Header (AH) as described in RFC 2404.	5.2.1.8 IP6-000590	L	Core (R) Distro (C) Access (C)
4	If the product supports interior routing functions of OSPFv3, then the product shall support RFC 4552.	5.2.1.8 IP6-000600	L	Core (R) Distro (C) Access (C)
5	If the product supports the Intermediate System to Intermediate System (IS-IS) routing protocol used in DoD backbone networks, then the product shall support the IS-IS for IPv6 as described in RFC 5308.	5.2.1.8 IP6-000610	L	Core (C) Distro (C) Access (C)
6	If the product supports IS-IS routing architecture (for IPv6-only or dual-stack operation), then the product shall support RFC 5304 and RFC 5310 and shall support RFC 6119 for IPv6 traffic engineering.	5.2.1.8 IP6-000620	L	Core (C) Distro (C) Access (C)
8	If the product supports routing functions, then the product shall support the Multicast Listener Discovery (MLD) process as described in RFC 2710 and extended in RFC 3810.  a. If the product supports MLD process as described in RFC 2710 and extended in RFC 3810, then the product shall support RFC 2711.	5.2.1.8 IP6-000670	L	Core (R) Distro (C) Access (C)
<b>IP1-9 5.2.1.9 – IP Security</b>				
1	If the product uses IPsec, then the product shall be compatible with the Security Architecture for the IPsec described in RFC 4301.  b. If RFC 4301 is supported, then the product shall support binding of a SA with a particular context.  c. If RFC 4301 is supported, then the product shall be capable of disabling the BYPASS IPsec processing choice.	5.2.1.9 IP6-000690	L	Core (R) Distro (C) Access (C)
2	If RFC 4301 is supported, then the product shall not support the mixing of IPv4 and IPv6 in a SA.	5.2.1.9 IP6-000700	L	Core (R) Distro (C) Access (C)
3	If RFC 4301 is supported, then the product's security association database (SAD) cache shall have a method to uniquely identify a SAD entry.	5.2.1.9 IP6-000710	L	Core (R) Distro (C) Access (C)
4	If RFC 4301 is supported, then the product shall implement IPsec to operate with both integrity and confidentiality.	5.2.1.9 IP6-000720	L	Core (R) Distro (C) Access (C)
5	If RFC 4301 is supported, then the product shall be capable of enabling and disabling the ability of the product to send an ICMP message informing the sender that an outbound packet was	5.2.1.9 IP6-000730	L	Core (R) Distro (C) Access (C)
6	If an ICMP outbound packet message is allowed, then the product shall be capable of rate limiting the transmission of ICMP responses.	5.2.1.9 IP6-000740	L	Core (R) Distro (C) Access (C)
7	If RFC 4301 is supported, then the system's Security Policy Database (SPD) shall have a nominal, final entry that discards anything unmatched.	5.2.1.9 IP6-000750	L	Core (R) Distro (C) Access (C)
8	If RFC 4301 is supported, and the product receives a packet that does not match any SPD cache entries, and the product determines it should be discarded, then the product shall log the event and include the date/time, Security Parameter Index (SPI) if available, IPsec protocol if available, source and destination of the packet, and any other selector values of the packet.	5.2.1.9 IP6-000760	L	Core (R) Distro (C) Access (C)



**Table 3-6. ASLAN Component IPv6 Requirements (continued)**

ID	Requirement	UCR Ref (UCR 2013) (See Note 1)	LoC/ TP ID (See Note 2)	R/O/C
<b>IP1-9 5.2.1.9 – IP Security (continued)</b>				
9	If RFC 4301 is supported, then the product should include a management control to allow an administrator to enable or disable the ability of the product to send an IKE notification of an INVALID_SELECTORS.	5.2.1.9 IP6-000770	L	Core (R) Distro (C) Access (C)
10	If RFC 4301 is supported, then the product shall support the ESP Protocol in accordance with RFC 4303.	5.2.1.9 IP6-000780	L	Core (R) Distro (C) Access (C)
11	If RFC 4303 is supported, then the product shall be capable of enabling anti-replay.	5.2.1.9 IP6-000790	L	Core (R) Distro (C) Access (C)
12	If RFC 4303 is supported, then the product shall check, as its first check, after a packet has been matched to its SA whether the packet contains a sequence number that does not duplicate the sequence number of any other packet received during the life of the security association.	5.2.1.9 IP6-000800	L	Core (R) Distro (C) Access (C)
13	If RFC 4301 is supported, then the product shall support IKEv1 as defined in RFC 2409.	5.2.1.9 IP6-000810	L	Core (R) Distro (C) Access (C)
14	To prevent a Denial of Services (DoS) attack on the initiator of an IKE_SA, the initiator shall accept multiple responses to its first message, treat each as potentially legitimate, respond to it, and then discard all the invalid half-open connections when it receives a valid cryptographically protected response to any one of its requests. Once a cryptographically valid response is received, all subsequent responses shall be ignored whether or not they are cryptographically valid.	5.2.1.9 IP6-000820	L	Core (C) Distro (C) Access (C)
15	If RFC 4301 is supported, then the product shall support extensions to the Internet IP Security Domain of Interpretation for the Internet Security Association and Key Management Protocol (ISAKMP) as defined in RFC 2407.	5.2.1.9 IP6-000830	L	Core (R) Distro (C) Access (C)
16	If RFC 4301 is supported, then the product shall support the ISAKMP as defined in RFC 2408.	5.2.1.9 IP6-000840	L	Core (R) Distro (C) Access (C)
17	If the product supports the IPSec Authentication Header Mode, then the product shall support the IP Authentication Header (AH) as defined in RFC 4302.	5.2.1.9 IP6-000850	L	Core (R) Distro (C) Access (C)
18	If RFC 4301 is supported, then the product shall support manual keying of IPSec.	5.2.1.9 IP6-000860	L	Core (R) Distro (C) Access (C)
19	If RFC 4301 is supported, then the product shall support the ESP and AH cryptographic algorithm implementation requirements as defined RFC 4835	5.2.1.9 IP6-000870	L	Core (R) Distro (C) Access (C)
20	If RFC 4301 is supported, then the product shall support the IKEv1 security algorithms as defined in RFC 4109.	5.2.1.9 IP6-000880	L	Core (R) Distro (C) Access (C)
<b>IP1-10 5.2.1.10 – Network Management</b>				
1	If IPv6-compatible nodes are managed via Simple Network Management Protocol (SNMP) using IPv6, then the product shall comply with the Management Information Base (MIB) for IPv6 textual conventions and general group as defined in RFC 4293.	5.2.1.10 IP6-000890	L	Core (C) Distro (C) Access (C)
2	If the product performs routing functions and if IPv6-capable nodes are managed via SNMP management using IPv6, then the product shall support the SNMPv3 management framework as described in RFC 3411.	5.2.1.10 IP6-000900	L	Core (C) Distro (C) Access (C)
3	If the product performs routing functions and if IPv6-capable nodes are managed via SNMP management using IPv6, then the product shall support SNMPv3 message processing and dispatching as described in RFC 3412.	5.2.1.10 IP6-000910	L	Core (C) Distro (C) Access (C)
4	If the product performs routing functions and if IPv6-capable nodes are managed via SNMP management using IPv6, then the product shall support the SNMPv3 applications as described in RFC 3413.	5.2.1.10 IP6-000920	L	Core (C) Distro (C) Access (C)

**Table 3-6. ASLAN Component IPv6 Requirements (continued)**

ID	Requirement	UCR Ref (UCR 2013) (See Note 1)	LoC/ TP ID (See Note 2)	R/O/C
<b>IP1-10 5.2.1.10 – Network Management (continued)</b>				
5	If IPv6-compatible nodes are managed via SNMP using IPv6, then the product shall support the IP MIBs as defined in RFC 4293.	5.2.1.10 IP6-000930	L	Core (C) Distro (C) Access (C)
6	If IPv6-compatible nodes are managed via SNMP using IPv6, then the product shall support the Transmission Control Protocol (TCP) MIBs as defined in RFC 4022.	5.2.1.10 IP6-000940	L	Core (C) Distro (C) Access (C)
7	If IPv6-compatible nodes are managed via SNMP using IPv6, then the product shall support the User Datagram Protocol (UDP) MIBs as defined in RFC 4113.	5.2.1.10 IP6-000950	L	Core (C) Distro (C) Access (C)
8	If IPv6-compatible nodes are managed via SNMP using IPv6, and the product performs routing functions and tunneling functions, then the product shall support IP tunnel MIBs as described in RFC 4087.	5.2.1.10 IP6-000960	L	Core (C) Distro (C) Access (C)
9	If the product performs routing functions and is managed by SNMP using IPv6, then the product shall support the IP Forwarding MIB as defined in RFC 4292.	5.2.1.10 IP6-000970	L	Core (C) Distro (C) Access (C)
10	If the product supports routing functions, and the IPSec policy database is configured through SNMPv3 using IPv6, then the product shall support RFC 4807.	5.2.1.10 IP6-000980	L	Core (C) Distro (C) Access (C)
11	If the product uses Uniform Resource Identifiers (URIs) in combination with IPv6, then the product shall use the URI syntax described in RFC 3986.	5.2.1.10 IP6-000990	L	Core (C) Distro (C) Access (C)
<b>IP1-11 5.2.1.11 – Traffic Engineering</b>				
1	For traffic engineering purposes, the bandwidth required per voice subscriber is calculated to be 110.0 kbps (each direction) for each IPv6 call. This is based on G.711 (20 ms codec) with IP overhead (100 kbps) resulting in a 250-byte bearer packet plus 10 kbps for signaling, Ethernet Interframe Gap, and the Secure Real-Time Transport Control Protocol (SRTCP) overhead. Based on overhead bits included in the bandwidth calculations, vendor implementations may use different calculations and hence arrive at slightly different numbers.	5.2.1.11 IP6-001010	L	Core (R) Distro (R) Access (R)
2	Despite the differences in IPv6 and IPv4 packet sizes, for planning purposes, the number of VoIP subscribers per link size for IPv6 should be assumed to be approximately the same as for IPv4 and is defined in Table 7.6-2, LAN VoIP Subscribers for IPv4 and IPv6, in Section 7, Network Edge Infrastructure.	5.2.1.11 IP6-001020	L	Core (R) Distro (R) Access (R)
3	Despite the differences in IPv6 and IPv4 packet sizes, for planning purposes, the number of video subscribers per link size for IPv6 should be assumed to be approximately the same as for IPv4 and is defined in Section 7, Network Edge Infrastructure.	5.2.1.11 IP6-001030	L	Core (R) Distro (R) Access (R)

**Table 3-6. ASLAN Component IPv6 Requirements (continued)**

ID	Requirement	UCR Ref (UCR 2013) (See Note 1)	LoC/ TP ID (See Note 2)	R/O/C																																																																																								
<b>IP1-12 5.2.1.14 – Miscellaneous</b>																																																																																												
1	If the product supports Remote Authentication Dial-in User Service (RADIUS) authentication, then the product shall support RADIUS as defined in RFC 3162. [Conditional: LS] If the LS supports a routing function and supports RADIUS authentication, then the product shall support RADIUS as defined in RFC 3162.	5.2.1.14 IP6-001140	L	Core (R) Distro (C) Access (C)																																																																																								
2	The products shall support Differentiated Services as described in RFC 2474 for a voice and video stream in accordance with Section 2, Session Control Products, and Section 6, Network Infrastructure End-to-End Performance, plain text DSCP plan.	5.2.1.14 IP6-001150	L	Core (R) Distro (R) Access (R)																																																																																								
3	If the product supports roaming (as defined within RFC 4282), then the product shall support this function as described by RFC 4282.	5.2.1.14 IP6-001170	L	Core (C) Distro (C) Access (C)																																																																																								
4	If the product supports the Point-to-Point Protocol (PPP), then the product shall support PPP as described in RFC 5072.	5.2.1.14 IP6-001180	L	Core (C) Distro (C) Access (C)																																																																																								
5	To support ASLAN assured services, all LAN switches that provide layer 3 functionality to the access layer shall support Virtual Router Redundancy protocol (VRRP) for IPv6 as detailed in RFC 5798.	5.2.1.14 IP6-001190	L/T IO-3 to IO-9	Core (C) Distro (R)																																																																																								
6	If the product supports ECN, then the product shall support RFC 3168 for the incorporation of ECN to TCP and IP, including ECN's use of two bits in the IP	5.2.1.14 IP6-001200	L	Core (C) Distro (C) Access (C)																																																																																								
<p><b>NOTES:</b>            1. Reference UCR 2013 signed March 1, 2013.            2. Refers to test methodology for requirement verification via LoC "L", test "T", or both "L/T". Also includes test procedure number.</p> <p><b>LEGEND:</b></p> <table border="0"> <tr> <td>ASLAN</td><td>Assured Services Local Area Network</td> <td>LAN</td><td>Local Area Network</td> </tr> <tr> <td>C2</td><td>Command and Control</td> <td>LOC</td><td>Letter of Compliance</td> </tr> <tr> <td>CPU</td><td>Central Processing Unit</td> <td>LS</td><td>LAN Switch</td> </tr> <tr> <td>DHCP</td><td>Dynamic Host Configuration Protocol</td> <td>MPLS</td><td>Multiprotocol Label Switching</td> </tr> <tr> <td>DISR</td><td>Department of Defense Information Technology Standards Registry</td> <td>ms</td><td>Millisecond</td> </tr> <tr> <td>DSCP</td><td>Differentiated Services Code Point</td> <td>MTU</td><td>Maximum Transmission Unit</td> </tr> <tr> <td>FY</td><td>Fiscal Year</td> <td>NM</td><td>Network Management</td> </tr> <tr> <td>HMAC</td><td>Hash-based Message Authentication Code</td> <td>NMS</td><td>Network Management Systems</td> </tr> <tr> <td>HRS</td><td>Hours</td> <td>OSI</td><td>Open Systems Interconnection</td> </tr> <tr> <td>HTTPS</td><td>Hyper Text Transfer Protocol, Secure</td> <td>OSPFv3</td><td>Open Shortest Path First Version 3</td> </tr> <tr> <td>HTTP</td><td>Hypertext Transfer Protocol</td> <td>PHB</td><td>Per Hop Behavior</td> </tr> <tr> <td>IA</td><td>Information Assurance</td> <td>PQ</td><td>Priority Queuing</td> </tr> <tr> <td>IAW</td><td>In Accordance with</td> <td>RFC</td><td>Request for Comments</td> </tr> <tr> <td>ICMP</td><td>Internet Control Message Protocol</td> <td>SLAAC</td><td>Stateless Auto Address Configuration</td> </tr> <tr> <td>ICMPv6</td><td>Internet Control Message Protocol for IPv6</td> <td>SNMP</td><td>Simple Network Management Protocol</td> </tr> <tr> <td>IEEE</td><td>Institute Of Electrical and Electronics Engineers</td> <td>SSH2</td><td>Secure Shell Version 2</td> </tr> <tr> <td>IPv4</td><td>Internet Protocol Version 4</td> <td>TCI</td><td>Tag Control Information</td> </tr> <tr> <td>IPv6</td><td>Internet Protocol Version 6</td> <td>TP</td><td>Test Plan</td> </tr> <tr> <td>MB/S</td><td>Megabits per Second</td> <td>UCR</td><td>Unified Capabilities Requirements</td> </tr> <tr> <td>L3</td><td>OSI Layer 3</td> <td>VLAN</td><td>Virtual Local Area Network</td> </tr> <tr> <td>LACP</td><td>Link Aggregation Control Protocol</td> <td>VPN</td><td>Virtual Private Network</td> </tr> <tr> <td></td><td></td> <td>WFQ</td><td>Weighted Fair Queuing</td> </tr> </table>					ASLAN	Assured Services Local Area Network	LAN	Local Area Network	C2	Command and Control	LOC	Letter of Compliance	CPU	Central Processing Unit	LS	LAN Switch	DHCP	Dynamic Host Configuration Protocol	MPLS	Multiprotocol Label Switching	DISR	Department of Defense Information Technology Standards Registry	ms	Millisecond	DSCP	Differentiated Services Code Point	MTU	Maximum Transmission Unit	FY	Fiscal Year	NM	Network Management	HMAC	Hash-based Message Authentication Code	NMS	Network Management Systems	HRS	Hours	OSI	Open Systems Interconnection	HTTPS	Hyper Text Transfer Protocol, Secure	OSPFv3	Open Shortest Path First Version 3	HTTP	Hypertext Transfer Protocol	PHB	Per Hop Behavior	IA	Information Assurance	PQ	Priority Queuing	IAW	In Accordance with	RFC	Request for Comments	ICMP	Internet Control Message Protocol	SLAAC	Stateless Auto Address Configuration	ICMPv6	Internet Control Message Protocol for IPv6	SNMP	Simple Network Management Protocol	IEEE	Institute Of Electrical and Electronics Engineers	SSH2	Secure Shell Version 2	IPv4	Internet Protocol Version 4	TCI	Tag Control Information	IPv6	Internet Protocol Version 6	TP	Test Plan	MB/S	Megabits per Second	UCR	Unified Capabilities Requirements	L3	OSI Layer 3	VLAN	Virtual Local Area Network	LACP	Link Aggregation Control Protocol	VPN	Virtual Private Network			WFQ	Weighted Fair Queuing
ASLAN	Assured Services Local Area Network	LAN	Local Area Network																																																																																									
C2	Command and Control	LOC	Letter of Compliance																																																																																									
CPU	Central Processing Unit	LS	LAN Switch																																																																																									
DHCP	Dynamic Host Configuration Protocol	MPLS	Multiprotocol Label Switching																																																																																									
DISR	Department of Defense Information Technology Standards Registry	ms	Millisecond																																																																																									
DSCP	Differentiated Services Code Point	MTU	Maximum Transmission Unit																																																																																									
FY	Fiscal Year	NM	Network Management																																																																																									
HMAC	Hash-based Message Authentication Code	NMS	Network Management Systems																																																																																									
HRS	Hours	OSI	Open Systems Interconnection																																																																																									
HTTPS	Hyper Text Transfer Protocol, Secure	OSPFv3	Open Shortest Path First Version 3																																																																																									
HTTP	Hypertext Transfer Protocol	PHB	Per Hop Behavior																																																																																									
IA	Information Assurance	PQ	Priority Queuing																																																																																									
IAW	In Accordance with	RFC	Request for Comments																																																																																									
ICMP	Internet Control Message Protocol	SLAAC	Stateless Auto Address Configuration																																																																																									
ICMPv6	Internet Control Message Protocol for IPv6	SNMP	Simple Network Management Protocol																																																																																									
IEEE	Institute Of Electrical and Electronics Engineers	SSH2	Secure Shell Version 2																																																																																									
IPv4	Internet Protocol Version 4	TCI	Tag Control Information																																																																																									
IPv6	Internet Protocol Version 6	TP	Test Plan																																																																																									
MB/S	Megabits per Second	UCR	Unified Capabilities Requirements																																																																																									
L3	OSI Layer 3	VLAN	Virtual Local Area Network																																																																																									
LACP	Link Aggregation Control Protocol	VPN	Virtual Private Network																																																																																									
		WFQ	Weighted Fair Queuing																																																																																									

**Table 3-7. ASLAN Component IA Requirements**

ID	Requirement	UCR Ref (UCR 2013) (See Note 1)	LoC/ TP ID (See Note 2)	R/O/C
<b>UCR 2013 Section 4 Information Assurance Requirements</b>				
<b>IA-1 4.2.3 – User Roles</b>				
1	The product shall be capable of having at least three types of user roles: a system security administrator (e.g., auditor), a system administrator, and an application administrator.	4.2.3 IA-001000	L	Core (R) Distro (R) Access (C)
2	The product shall be capable of providing a mechanism for the appropriate administrator (not a user in the User role) to perform the following functions:  <u>IA-004010</u> Monitor the activities of a specific terminal, port, or network address of the system in real time. <u>IA-004020</u> Define the events that may trigger an alarm, the levels of alarms, the type of notification, and the routing of the alarm. <u>IA-004030</u> Provide a capability to monitor the system resources and their availabilities.	4.2.3 IA-004000	L	Core (R) Distro (R) Access (C)
<b>IA-2 4.2.4 – Ancillary Equipment</b>				
1	Products that use external Authentication, Authorization, and Accounting (AAA) services provided by the Diameter Base Protocol shall do so in accordance with (IAW) Request for Comment (RFC) 3588.  <u>IA-009010</u> that act as Diameter agents shall be capable of being configured as proxy agents. <u>IA-009020</u> Systems that act as proxy agents shall maintain session state. <u>IA-009030</u> All Diameter implementations shall ignore answers received that do not match a known Hop-by-Hop Identifier field. <u>IA-009040</u> [Conditional: SS, SC, MG, SBC, R, LS, EI, AEI, SD] All Diameter implementations shall provide transport of its messages IAW the transport profile described in RFC 3539. <u>IA-009050</u> Products that use the Extensible Authentication Protocol (EAP) within Diameter shall do so IAW RFC 4072.	4.2.4 IA-009000	L	Core (C) Distro (C) Access (C)
2	Products shall support the capability to use the Remote Authentication Dial In User Service (RADIUS) IAW RFC 2865 to provide AAA services.  <u>IA-010010</u> Products that use the EAP within RADIUS shall do so IAW RFC 3579. <u>IA-010020</u> If the products support RADIUS based accounting, then the system shall do so IAW RFC 2866.	4.2.4 IA-010000	L	Core (R) Distro (R) Access (C)
3	Products that use external AAA services provided by the Terminal Access Controller Access Control System (TACACS+) shall do so IAW the TACACS+ Protocol Specification 1.78 (or later).	4.2.4 IA-011000	L	Core (C) Distro (C) Access (C)
4	Products that use external AAA services provided by port based network access control mechanisms shall do so IAW Institute of Electrical and Electronics Engineers (IEEE) 802.1X-2010 in combination with Protected Extensible Authentication Protocol (PEAP) and Extensible Authentication Protocol (EAP)- Transport Layer Security (TLS) support, at a minimum, plus any other desired secure EAP types [e.g., EAP-Tunneled TLS (TTLS)].  <u>IA-013010</u> Products that use external EAP services provided by EAP shall do so IAW RFC 3748 and its RFC extensions.	4.2.4 IA-013000	L	Core (C) Distro (C) Access (C)

**Table 3-7. ASLAN Component IA Requirements (continued)**

ID	Requirement	UCR Ref (UCR 2013) (See Note 1)	LoC/ TP ID (See Note 2)	R/O/C
<b>IA-2</b>	<b>4.2.4 – Ancillary Equipment (continued)</b>			
5	<p>Products that use external syslog services shall support the capability to do so IAW RFC 3164.</p> <p><u>IA-014010</u> Products that support syslog over User Datagram Protocol (UDP) IAW RFC 3164 shall use UDP port 514 for the source port of the sender when using UDP for transport.</p> <p><u>IA-014020</u> If the product supports syslog, then the product shall support the capability to generate syslog messages that have all the parts of the syslog packet as described in Section 4.1 of RFC 3164.</p> <p><u>IA-014030</u> If the originally formed message has a <b>TIMESTAMP</b> in the <b>HEADER</b> part, then it shall support the capability to specify this field’s value in the local time of the device within its time zone and support the ability to specify this field’s value in Greenwich Mean Time (GMT).</p> <p><u>IA-014040</u> If the originally formed message has a <b>HOSTNAME</b> field, then it shall contain the hostname as it knows itself. If it does not have a hostname, then it shall contain its own IP address.</p> <p><u>IA-014050</u> If the originally formed message has a <b>TAG</b> value, then it shall be the name of the program or process that generated the message.</p> <p><u>IA-014060</u> [Conditional: SS, SC, MG, SBC, RSF, R, LS, FW, IPS, VPN, NAC] If products use Transmission Control Protocol (TCP) for the delivery of syslog events, then the system shall support the capability to do so IAW the Read and Write (RAW) profile defined in RFC 3195.</p>	4.2.4 IA-014000	L	Core (C) Distro (C) Access (C)
6	If the product implements NTP, then the default version shall be Network Time Protocol (NTP) version 3 (NTPv3).	4.2.4 IA-016000	L	Core (C) Distro (C) Access (C)
<b>IA-3</b>	<b>4.2.6 – VVoIP Authorization</b>			
1	The product shall have the capability of controlling the flow of traffic across an interface to the network based on the source/destination IP address, source/destination port number, Differentiated Services Code Point (DSCP), and protocol identifier (“6 tuple”).	4.2.6 IA-026000	L	Core (R) Distro (R) Access (R)
2	The product shall have the capability of permitting the configuration of filters that will permit or deny IP packets on the basis of the values of the packet’s source address, destination address, protocol, source port, and destination port in the packets header. These filters shall have the capability of using any one value, all values, or any combination of values. Filters using source ports and destination ports shall have the capability to be configured to use ranges of values defined by the operators (1) equal to, (2) greater than, (3) less than, (4) greater than or equal to and (5) less than or equal to.	4.2.6 IA-030000	L	Core (R) Distro (R)
3	The product shall be capable of supporting a minimum of five distinct VLANs for VVoIP.	4.2.6 IA-031000	L	Core (R) Distro (R) Access (R)
4	The product shall have the capability to deploy using private address space IAW RFC 1918.	4.2.6 IA-033000	L	Core (R) Distro (R)
5	If DHCP is used, then the product shall be capable of using 802.1X in combination with a secure EAP type (defined within this UCR and the STIGs/SRGs) residing on the authentication server and within the operating system or application software of the EI and AEI to authenticate to the LAN.	4.2.6 IA-037000	L	Core (R) Distro (R)

**Table 3-7. ASLAN Component IA Requirements (continued)**

ID	Requirement	UCR Ref (UCR 2013) (See Note 1)	LoC/ TP ID (See Note 2)	R/O/C
<b>IA-3</b>	<b>4.2.7 – Public Key Infrastructure</b>			
1	The product shall be capable of generating asymmetric keys whose length is at least 2048 for Rivest Shamir Adleman (RSA).	4.2.7 IA-040000	L	Core (R) Distro (R) Access (R)
2	The product shall be capable of generating symmetric keys whose length is at least 128 bits.	4.2.7 IA-041000	L	Core (R) Distro (R) Access (R)
3	The product shall be capable of storing key pairs and their related certificates.	4.2.7 IA-042000	L	Core (R) Distro (R) Access (R)
4	The product shall operate with DoD-approved trust anchors (e.g., public keys and the associated certificates the relying party deems as reliable and trustworthy, typically root certification authorities [CAs]).  <u>IA-043010</u> Any system that performs PKI certificate validation operations must implement the basic steps outlined in Section 6.1.3 of the internet X.509 certificate specification Request for Comment (RFC) 5280. <u>IA-043020</u> The system must also provide the capability to check certificate revocation status as part of the certificate validation process as defined in RFC 5280.	4.2.7 IA-043000	L	Core (R) Distro (R) Access (R)
5	The product shall be capable of supporting end entity server and device certificates and populating all certificate fields IAW methods described in the “DoD PKI Functional Interface Specification.”	4.2.7 IA-044000	L	Core (R) Distro (R) Access (R)
6	The product shall be capable of using the Lightweight Directory Access Protocol (LDAP) version 3 (LDAPv3), LDAP over TLS (LDAPS), Hypertext Transfer Protocol (HTTP), or HTTP Secure (HTTPS) as appropriate when communicating with DoD-approved PKIs.	4.2.7 IA-045000	L	Core (R) Distro (R) Access (R)
7	If Certificate Revocation Lists (CRLs) are used, then the product shall be capable of using either the date and time specified in the next update field in the CRL or using a configurable parameter to define the period associated with updating the CRLs.	4.2.7 IA-046000	L	Core (C) Distro (C) Access (C)
8	If CRLs are used, then the product shall be capable of obtaining the CRL from the CRL Distribution Point (CDP) extension of the certificate in question. The product shall be able to process HTTP pointers in the CDP field whereas the ability to process HTTPS and LDAP pointers is considered Objective and is not a hard requirement.	4.2.7 IA-047000	L	Core (C) Distro (C) Access (C)
9	If Online Certificate Status Protocol (OCSP) is used, then the product shall support the capability to use both the Delegated Trust Model (DTM), whereby the OCSP responder's signing certificates are signed by DoD approved PKI CAs, and the OCSP Trusted Responder model, where the OCSP responder uses a self-signed certificate to sign OCSP responses, IAW DoD PKI PMO guidance.	4.2.7 IA-048000	L	Core (C) Distro (C) Access (C)
10	If OCSP is used, then the OCSP responder shall be contacted based on the following information:  <u>IA-049010</u> The OCSP responder preconfigured in the application or toolkit; and <u>IA-049020</u> The OCSP responder location identified in the OCSP field of the Authority Information Access (AIA) extension of the certificate in question. <u>IA-049030</u> If both of the above are available, then the product shall be configurable to provide preference for one over the other. <u>IA-049040</u> The product should (not shall) be configurable to provide preferences or a preconfigured OCSP responder based on the Issuer DN.	4.2.7 IA-049000	L	Core (C) Distro (C) Access (C)

**Table 3-7. ASLAN Component IA Requirements (continued)**

ID	Requirement	UCR Ref (UCR 2013) (See Note 1)	LoC/ TP ID (See Note 2)	R/O/C
<b>IA-3</b>	<b>4.2.7 – Public Key Infrastructure (continued)</b>			
11	The product shall support all of the applicable requirements in the latest DoD Public Key Enabled (PKE) Application Requirements specification published by the DoD PKI PMO.	4.2.7 IA-052000	L	Core (R) Distro (R) Access (R)
12	Systems that perform any PKI operations (e.g., certificate path processing, certificate validation, digital signature generation, and encryption) must support RSA keys up to 2048 bits with Secure Hash Algorithm (SHA)-1 and SHA-2 digital signatures as dictated by the National Institute of Standards and Technology (NIST) Special Publications (SP) 800-57, SP 800-78, and SP 800-131A and the DoD Certificate Policy. <u>IA-053010</u> The product shall support the capability to verify certificates, CRLs, OCSP responses, or any other signed data produced by a DoD approved PKI using RSA in conjunction with the SHA-256 algorithm.	4.2.7 IA-053000	L	Core (R) Distro (R) Access (R)
13	The product shall log when a session is rejected due to a revoked certificate.	4.2.7 IA-054000	L	Core (R) Distro (R) Access (R)
14	The product shall be capable of supporting the development of a certificate path and be able to process the path. <u>IA-055010</u> The path process shall fail when a problem that prohibits the validation of a path occurs.	4.2.7 IA-055000	L	Core (R) Distro (R) Access (R)
15	The product shall be capable of ensuring that the intended use of the certificate is consistent with the DoD-approved PKI extensions. <u>IA-056010</u> The product shall be capable of ensuring that the key usage extension in the end entity certificate is set properly. <u>IA-056020</u> [Required: SS, SC, MG, SBC, RSF, R, AEI, LS, SD; Conditional: EI] The product shall be capable of ensuring that the digital signature bit is set for authentication uses. <u>IA-056030</u> [Required: SS, SC, MG, SBC, RSF, R, AEI, NAC, LS, SD; Conditional: EI] The product shall be capable of ensuring that the non-repudiation bit is set for nonrepudiation uses.	4.2.7 IA-056000	L	Core (R) Distro (R) Access (R)
16	Periodically, the system shall examine all of the certificates and trust chains associated with ongoing, long-lived, sessions. The system shall terminate any ongoing sessions based on updated revocation/trust information if it is determined that the corresponding certificates have been revoked, are no longer trusted, or are expired. <u>IA-059010</u> [Conditional: R, LS] If the system supports manual loading of a CRL or CTLs configured by an administrator, then the system shall check all ongoing sessions as soon as updates to the internally stored CRL or trust lists occur. <u>IA-059020</u> [Conditional: R, LS] If the system supports automated retrieval of a CRL from a CDP, then the system shall immediately check the certificates and trust chains associated with all ongoing sessions against the newly retrieved CRL. <u>IA-059030</u> [Conditional: R, LS] If the system supports automated retrieval of a CRL from a CDP, then the system shall support the ability to configure the interval in which the CRL is retrieved periodically. <u>IA-059040</u> [Conditional: R, LS] If the system supports queries against an online status check responder (an OCSP responder in the case of the DoD PKI), then the system shall periodically query the responder to determine if the certificates corresponding to any ongoing sessions have been revoked. <u>IA-059050</u> [Conditional: R, LS] If the system supports queries against an online status check responder (an OCSP responder in the case of the DoD PKI), by default, for each session, then the device shall query the online status check responder every 24 hours for as long as the session remains active. <u>IA-059060</u> [Conditional: R, LS] If the system supports queries against an online status check responder (an OCSP responder in the case of the DoD PKI), then the system shall support the ability to configure the interval at which the system periodically queries the online status check responder.	4.2.7 IA-059000	L	Core (R) Distro (R) Access (R)

**Table 3-7. ASLAN Component IA Requirements (continued)**

ID	Requirement	UCR Ref (UCR 2013) (See Note 1)	LoC/ TP ID (See Note 2)	R/O/C
<b>IA-3</b>	<b>4.2.7 – Public Key Infrastructure (continued)</b>			
17	<p>The system shall be capable of sending an alert when installed certificates corresponding to trust chains, OCSP responder certificates, or any other certificates installed on the device that cannot be renewed in an automated manner, are nearing expiration.</p> <p><u>IA-060010</u> By default, the system shall be capable of sending this alert 60 days before the expiration of the installed credentials, which cannot be renewed automatically. This alert should be repeated periodically on a weekly or biweekly basis by default.</p>	4.2.7 IA-060000	L	Core (R) Distro (R) Access (R)
<b>IA-4</b>	<b>4.2.8 – Integrity</b>			
1	The entire SNMPv3 message shall be checked for integrity and shall use the HMAC-SHA1-96 with 160-bit key length by default.	4.2.8 IA-066000	L	Core (R) Distro (R) Access (R)
2	If the product uses SSHv2, then the product shall use HMAC-SHA1-96 with 160 bit key length for data integrity.	4.2.8 IA-067000	L	Core (C) Distro (C) Access (C)
<b>IA-5</b>	<b>4.2.9 – Confidentiality</b>			
1	<p>If IPsec is used, then the product shall be capable of using IKE for IPsec key distribution:</p> <p><u>IA-071010</u> The product shall be capable of using IKE version 1.</p> <p><u>IA-071020</u> If IPsec is used, then the product shall be capable of using the digital signature authentication mode with X.509 certificates during Phase I of the Internet Security Association and Key Management Protocol (ISAKMP) negotiation for authentication.</p> <p><u>IA-071030</u> If IPsec is used, then the product shall be capable of using the Quick Mode as the default Phase II Security Association mechanism for the IPsec service.</p> <p><u>IA-071040</u> If IPsec is used, then the product shall be capable of using and interpreting certificate requests for Public-Key Cryptography Standard #7 (PKCS#7) wrapped certificates as a request for the whole path of certificates.</p> <p><u>IA-071050</u> If IPsec is used, then the product shall be capable of using Main Mode associated with the Diffie-Hellman approach for key generation for the security association negotiation.</p> <p><u>IA-071060</u> If IPsec is used, then the product shall be capable of using Diffie-Hellman Groups 1, 2, and 14, at a minimum.</p> <p><u>IA-071070</u> [Conditional: SS, SC, MG, FW, IPS, VPN, NAC] If the product uses IPsec, then the system shall be capable of using AES_128_CBC as the default encryption algorithm. The system shall be capable of supporting 3DES-CBC (class value 5) for backwards compatibility with previous UCR revisions.</p> <p><u>IA-071080</u> [Former ID: 5.4.6.2.3 1.c.1.c.vi.A] If IPsec is used, then the product shall only support the following erroneous messages associated with a certificate request:</p> <ul style="list-style-type: none"> <li>(1) Invalid Key.</li> <li>(2) Invalid ID.</li> <li>(3) Invalid certificate encoding.</li> <li>(4) Invalid certificate.</li> <li>(5) Certificate type unsupported.</li> <li>(6) Invalid CA.</li> <li>(7) Invalid hash.</li> <li>(8) Authentication failed.</li> <li>(9) Invalid signature.</li> <li>(10) Certificate unavailable.</li> </ul>	4.2.9 IA-071000	L	Core (C) Distro (C) Access (C)



**Table 3-7. ASLAN Component IA Requirements (continued)**

ID	Requirement	UCR Ref (UCR 2013) (See Note 1)	LoC/ TP ID (See Note 2)	R/O/C
<b>IA-5</b>	<b>4.2.9 – Confidentiality (continued)</b>			
2	<p>If the product uses TLS, then the product shall do so in a secure manner as defined by the following subtended requirements.</p> <p><u>IA-073010</u> If the product uses TLS, then the system shall be capable of using TLS_RSA_WITH_AES_128_CBC_SHA as its default cipher suite.</p> <p><u>IA-073020</u> If the product uses TLS, then the system shall be capable of using a default of no compression.</p> <p><u>IA-073030</u> If the product uses TLS, then the system shall be capable of exchanging TLS messages in a single exchange or multiple exchanges.</p> <p><u>IA-073040</u> If TLS session resumption is used, then a timer associated with TLS session resumption shall be configurable and the default shall be 1 hour.</p> <p><u>IA-073050</u> If TLS session resumption is used, then the maximum time allowed for a TLS session to resume (session resumption) without repeating the TLS authentication/confidentiality/authorization process (e.g., a full handshake) is 1 hour.</p> <p><u>IA-073060</u> If the product supports SSL/TLS renegotiation, then the product shall support the capability to disable this feature or the product shall support RFC 5746.</p>	4.2.9 IA-073000	L	Core (C) Distro (C) Access (C)
3	<p>If the product uses Secure Shell (SSH), then the system shall do so in a secure manner as defined by the following subtended requirements.</p> <p><u>IA-074010</u> If the product uses SSH, then the system shall be capable of supporting the RSA 2,048-bit key algorithm and the Diffie-Hellman 2,048 bit key algorithm.</p> <p><u>IA-074020</u> If the product uses SSH, then a client shall close the session if it receives a request to initiate an SSH session whose version is less than 2.0.</p> <p><u>IA-074030</u> If the product uses SSH, then the SSH sessions shall rekey at a minimum every gigabyte of data received or every 60 minutes, whichever comes sooner.</p> <p><u>IA-074040</u> If the product uses SSH, then the SSH sessions shall rekey at a minimum every gigabyte of data transmitted or every 60 minutes, whichever comes sooner.</p> <p><u>IA-074050</u> If the product uses SSH, then the SSH sessions shall minimally support the AES 128-CBC algorithm as defined in RFC 4253.</p> <p><u>IA-074070</u> If the product uses SSH, then the SSH sessions shall use TCP as the underlying protocol.</p> <p><u>IA-074080</u> If the product uses SSH, then it shall be capable of processing packets with uncompressed payload lengths up to 32,768 bytes or shall be configurable to specify that value; also, this length shall be the default value. This does not preclude the system from automatically sizing the Maximum Transmission Unit (MTU) if it is less than 32,768.</p> <p><u>IA-074090</u> If the product uses SSH, then the SSH packets shall have a maximum packet size of 35,000 bytes or shall be configurable to that value; also, this length shall be the default value.</p> <p><u>IA-074100</u> If the product uses SSH, then the product shall discard SSH packets that exceed the maximum packet size to avoid denial of service (DoS) attacks or buffer overflow attacks.</p> <p><u>IA-074110</u> If the product uses SSH, then the SSH packets shall use random bytes if packet padding is required.</p> <p><u>IA-074120</u> If the product uses SSH, then the system shall treat all SSH-encrypted packets sent in one direction as a single data stream. For example, the initialization vectors shall be passed from the end of one packet to the beginning of the next packet.</p> <p><u>IA-074130</u> If the product uses SSH, then the system shall be capable of setting Diffie-Hellman-Group14-SHA1 as the preferred key exchange mechanism for SSH.</p>	4.2.9 IA-074000	?	Core (C) Distro (C) Access (C)

**Table 3-7. ASLAN Component IA Requirements (continued)**

ID	Requirement	UCR Ref (UCR 2013) (See Note 1)	LoC/ TP ID (See Note 2)	R/O/C
<b>IA-5</b>	<b>4.2.9 – Confidentiality (continued)</b>			
4	<p>If the product uses SSH with X.509v3 certificates and provides an SSH server function, then the SSH server shall support the capability to use an X.509v3 certificate provided by a DoD-approved PKI.</p> <p><u>IA-075010</u> If the product uses SSH with X.509v3 certificates and provides an SSH server function, then the SSH Server function shall support, at a minimum, the “x509v3-ssh-rsa” and “x509v3-rsa2048-sha256” key types as defined in RFC 6187.</p> <p><u>IA-075020</u> If the product uses SSH with X.509v3 certificates and provides an SSH server function, then the SSH Server function shall support the capability to, in a configurable manner, specify the highest preferred key type advertised during the SSH_MSG_KEXINIT message exchange.</p> <p><u>IA-075030</u> If the product uses SSH with X.509v3 certificates and provides an SSH server function, then the SSH server function shall support the capability to deny SSH sessions when the session fails to negotiate a configured set of preferred key types.</p>	4.2.9 IA-0129000	L	Core (C) Distro (C) Access (C)
5	<p>If the product uses SSH with X.509v3 certificates and provides an SSH server function, then the SSH client shall support the capability to use an X.509v3 certificate provided by a DoD-approved PKI.</p> <p><u>IA-076010</u> If the product provides an SSH client function and the SSH client has a CAC (or equivalent) reader, then the SSH client may use the X.509v3 certificate on the user’s CAC to establish the encrypted session.</p> <p><u>IA-076020</u> If the product uses SSH and if the client has a CAC (or equivalent) reader and also has its own PKI certificate from a DoD-approved PKI, then the client may use either its certificate or the certificate on the user’s CAC to establish the encrypted sessions.</p> <p><u>IA-076030</u> If the product uses SSH with X.509v3 certificates, and provides an SSH client function, then the SSH client shall support, at a minimum, the “x509v3-ssh-rsa” and “x509v3-rsa2048-sha256” key types as defined in RFC 6187.</p>	4.2.9 IA-076000	L	Core (C) Distro (C) Access (C)

**Table 3-7. ASLAN Component IA Requirements (continued)**

ID	Requirement	UCR Ref (UCR 2013) (See Note 1)	LoC/ TP ID (See Note 2)	R/O/C
<b>IA-5</b>	<b>4.2.9 – Confidentiality (continued)</b>			
6	<p>The product shall be capable of using SNMPv3 for all SNMP sessions.</p> <p><u>IA-077010</u> The security level for SNMPv3 in the DoD VVoIP environment shall be authentication with privacy – snmpSecurityLevel=authPriv. The product shall set snmpSecurityLevel=authPriv as the default security level used during initial configuration.</p> <p><u>IA-077020</u> The SNMPv3 implementation shall be capable of allowing an appropriate administrator to manually configure the snmpEngineID from the operator console. A default unique snmpEngineID may be assigned to avoid unnecessary administrative overhead, but this must be changeable.</p> <p><u>IA-077030</u> The security model for SNMPv3 shall be the User-Based Security Model – snmpSecurityModel =3.</p> <p><u>IA-077040</u> If the product receives SNMPv3 response messages, then the product shall conduct a timeliness check on the SNMPv3 message.</p> <p><u>IA-077050</u> An SNMPv3 engine shall perform time synchronization using authenticated messages.</p> <p><u>IA-077060</u> The message processing model shall be SNMPv3 – snmpMessageProcessingModel=3.</p> <p><u>IA-077070</u> For backwards compatibility, the product shall support the capability to use Data Encryption Standard- Cipher Block Chaining (DES-CBC) (usmDESPrivProtocol) with a 16 octet (128 bit) input key, as specified in RFC 3414, as an encryption cipher for SNMPv3.</p> <p><u>IA-077080</u> The product shall support the capability to use the CFB-AES128 encryption cipher usmAesCfb128PrivProtocol for SNMPv3 as defined in RFC 3826 and specify this as the default encryption cipher for SNMPv3.</p> <p><u>IA-077090</u> [Conditional] If the product receives SNMPv3 response messages, then the SNMPv3 engine shall discard SNMP response messages that do not correspond to any current outstanding Request messages.</p> <p><u>IA-077100</u> [Conditional] If the product receives SNMPv3 responses, then the SNMPv3 Command Generator Application shall discard any Response Class Protocol Data Unit (PDU) for which there is no outstanding Confirmed Class PDU.</p> <p><u>IA-077110</u> When using msgID for correlating Response messages to outstanding Request messages, the SNMPv3 engine shall use different msgIDs in all such Request messages that it sends out during a 150 second Time Window.</p> <p><u>IA-077120</u> An SNMPv3 Command Generator or Notification Originator Application shall use different request-ids in all Request PDUs that it sends out during a Time Window.</p> <p><u>IA-077130</u> When sending state altering messages to a managed authoritative SNMPv3 engine, a Command Generator Application should delay sending successive messages to that managed SNMPv3 engine until a positive acknowledgement is received from the previous message or until the message expires.</p> <p><u>IA-077140</u> The product using SNMPv3 shall implement the key-localization mechanism.</p>	4.2.9 IA-077000	L	Core (R) Distro (R) Access (R)
7	<p>If the product uses web browsers or web servers, then the product web browsers and web servers shall be capable of supporting TLS 1.0 or higher for confidentiality.</p>	4.2.9 IA-078000	L	Core (C) Distro (C) Access (C)
8	<p>The product shall be capable of using SSHv2 or TLS 1.0 or higher for remote configuration of appliances.</p>	4.2.9 IA-079000	L	Core (C) Distro (C) Access (C)

**Table 3-7. ASLAN Component IA Requirements (continued)**

ID	Requirement	UCR Ref (UCR 2013) (See Note 1)	LoC/ TP ID (See Note 2)	R/O/C																																																																																																																																												
<b>IA-6</b>	<b>4.2.10 Non-Repudiation</b>																																																																																																																																															
1	The security log shall be capable of using a circular (or equivalent) recording mechanism (i.e., oldest record overwritten by newest).	4.2.9 IA-084000	L	Core (R) Distro (R) Access (R)																																																																																																																																												
2	Only the System Security Administrator and System Administrator roles shall have the ability to retrieve, print, copy, and upload the security log(s)	4.2.9 IA-085000	L	Core (R) Distro (R) Access (R)																																																																																																																																												
3	The product/system shall be able to generate a human understandable presentation of any audit data stored in the audit trail.	4.2.9 IA-086000	L	Core (R) Distro (R) Access (R)																																																																																																																																												
4	The product shall provide a mechanism to locally store audit log/event data when communication with the management station is unavailable.	4.2.9 IA-087000	L	Core (R) Distro (R) Access (R)																																																																																																																																												
<p><b>NOTES:</b></p> <p>1. Reference UCR 2013 signed March 1, 2013.</p> <p>2. Refers to test methodology for requirement verification via LoC “L”, test “T”, or both “L/T”. Also includes test procedure number.</p>																																																																																																																																																
<p><b>LEGEND:</b></p> <table border="0"> <tr> <td>AAA</td><td>Authorization and Accounting</td> <td>NIST</td><td>National Institute of Standards and Technology</td> </tr> <tr> <td>AES</td><td>Advanced Encryption Standard</td> <td>NM</td><td>Network Management</td> </tr> <tr> <td>ANSI</td><td>American National Standards Institute</td> <td>NTP</td><td>Network Transfer Protocol</td> </tr> <tr> <td>AS</td><td>Assured Services</td> <td>NTPv3</td><td>Network Transfer Protocol version 3</td> </tr> <tr> <td>ASLAN</td><td>Assured Service Local Area Network</td> <td>OCSP</td><td>Online Certificate Status Protocol</td> </tr> <tr> <td>BW</td><td>Bandwidth</td> <td>PDU</td><td>Protocol Data Unit</td> </tr> <tr> <td>CDP</td><td>Certificate Revocation List Distribution Point</td> <td>PEAP</td><td>Protected Extensible Authentication Protocol</td> </tr> <tr> <td>CRL</td><td>Certificate Revocation List</td> <td>PKE</td><td>Public Key Enable</td> </tr> <tr> <td>DoD</td><td>Department of Defense</td> <td>PKI</td><td>Public Key Infrastructure</td> </tr> <tr> <td>DS</td><td>Differentiated Services</td> <td>PPP</td><td>Point-to-Point Protocol</td> </tr> <tr> <td>DSCP</td><td>Differentiated Services Code Point</td> <td>QoS</td><td>Quality of Service</td> </tr> <tr> <td>EAP</td><td>Extensible Authentication Protocol</td> <td>R</td><td>Router</td> </tr> <tr> <td>F</td><td>Flash</td> <td>RADIUS</td><td>Remote Authentication Dial in User Service</td> </tr> <tr> <td>FO</td><td>Flash Override</td> <td>RFC</td><td>Request for Comments</td> </tr> <tr> <td>GMT</td><td>Greenwich Mean Time</td> <td>RSA</td><td>Rivest Shamir Adleman</td> </tr> <tr> <td>HTTP</td><td>Hypertext Transfer Protocol</td> <td>RTS</td><td>Real-Time Services</td> </tr> <tr> <td>IA</td><td>Information Assurance</td> <td>SNMPv3</td><td>Simple Network Management Protocol version 3</td> </tr> <tr> <td>IAW</td><td>In Accordance With</td> <td>SP</td><td>Special Publication</td> </tr> <tr> <td>IEEE</td><td>Institute of Electronics and Electrical Engineers</td> <td>SSH</td><td>Secure Shell</td> </tr> <tr> <td>INCITS</td><td>International Committee for Information Technology Standards</td> <td>STIGs</td><td>Security Technical Implementation Guideline</td> </tr> <tr> <td>IP</td><td>Internet Protocol</td> <td>TACACS</td><td>Terminal Access Control Access Control System</td> </tr> <tr> <td>IPv4</td><td>Internet Protocol version 4</td> <td>TCP</td><td>Transmission Control Protocol</td> </tr> <tr> <td>IPv6</td><td>Internet Protocol version 6</td> <td>TIA</td><td>Telecommunications Industry Association</td> </tr> <tr> <td>LAN</td><td>Local Area Network</td> <td>TLS</td><td>Transport Layer Security</td> </tr> <tr> <td>LDAPv3</td><td>Lightweight Directory Access Protocol version 3</td> <td>TOS</td><td>Type of Service</td> </tr> <tr> <td>L-LSP</td><td>Label Only Inferred Label Switched Path</td> <td>UC</td><td>Unified Capabilities</td> </tr> <tr> <td>LS</td><td>Local Area Network Switch</td> <td>UCR</td><td>Unified Capabilities Requirement</td> </tr> <tr> <td>LSP</td><td>Label Switched Path</td> <td>UDP</td><td>User Datagram Protocol</td> </tr> <tr> <td>MAC</td><td>Media Access Control</td> <td>VLAN</td><td>Virtual Local Area Network</td> </tr> <tr> <td>MAN</td><td>Metropolitan Area Network</td> <td>VPLS</td><td>Virtual Private Local Area Network Service</td> </tr> <tr> <td>Mbps</td><td>Megabits Per Second</td> <td>VPN</td><td>Virtual Private Network</td> </tr> <tr> <td>MPLS</td><td>Multiprotocol Label Switching</td> <td>VVoIP</td><td>Voice and Video over Internet Protocol</td> </tr> <tr> <td>Ms</td><td>Milliseconds</td> <td>WABs</td><td>Wireless Access Bridges</td> </tr> <tr> <td>MTU</td><td>Maximum Transmission Unit</td> <td>WAN</td><td>Wide Area Network</td> </tr> <tr> <td></td><td></td> <td>WLAS</td><td>Wireless Local Area Network Access System</td> </tr> </table>					AAA	Authorization and Accounting	NIST	National Institute of Standards and Technology	AES	Advanced Encryption Standard	NM	Network Management	ANSI	American National Standards Institute	NTP	Network Transfer Protocol	AS	Assured Services	NTPv3	Network Transfer Protocol version 3	ASLAN	Assured Service Local Area Network	OCSP	Online Certificate Status Protocol	BW	Bandwidth	PDU	Protocol Data Unit	CDP	Certificate Revocation List Distribution Point	PEAP	Protected Extensible Authentication Protocol	CRL	Certificate Revocation List	PKE	Public Key Enable	DoD	Department of Defense	PKI	Public Key Infrastructure	DS	Differentiated Services	PPP	Point-to-Point Protocol	DSCP	Differentiated Services Code Point	QoS	Quality of Service	EAP	Extensible Authentication Protocol	R	Router	F	Flash	RADIUS	Remote Authentication Dial in User Service	FO	Flash Override	RFC	Request for Comments	GMT	Greenwich Mean Time	RSA	Rivest Shamir Adleman	HTTP	Hypertext Transfer Protocol	RTS	Real-Time Services	IA	Information Assurance	SNMPv3	Simple Network Management Protocol version 3	IAW	In Accordance With	SP	Special Publication	IEEE	Institute of Electronics and Electrical Engineers	SSH	Secure Shell	INCITS	International Committee for Information Technology Standards	STIGs	Security Technical Implementation Guideline	IP	Internet Protocol	TACACS	Terminal Access Control Access Control System	IPv4	Internet Protocol version 4	TCP	Transmission Control Protocol	IPv6	Internet Protocol version 6	TIA	Telecommunications Industry Association	LAN	Local Area Network	TLS	Transport Layer Security	LDAPv3	Lightweight Directory Access Protocol version 3	TOS	Type of Service	L-LSP	Label Only Inferred Label Switched Path	UC	Unified Capabilities	LS	Local Area Network Switch	UCR	Unified Capabilities Requirement	LSP	Label Switched Path	UDP	User Datagram Protocol	MAC	Media Access Control	VLAN	Virtual Local Area Network	MAN	Metropolitan Area Network	VPLS	Virtual Private Local Area Network Service	Mbps	Megabits Per Second	VPN	Virtual Private Network	MPLS	Multiprotocol Label Switching	VVoIP	Voice and Video over Internet Protocol	Ms	Milliseconds	WABs	Wireless Access Bridges	MTU	Maximum Transmission Unit	WAN	Wide Area Network			WLAS	Wireless Local Area Network Access System
AAA	Authorization and Accounting	NIST	National Institute of Standards and Technology																																																																																																																																													
AES	Advanced Encryption Standard	NM	Network Management																																																																																																																																													
ANSI	American National Standards Institute	NTP	Network Transfer Protocol																																																																																																																																													
AS	Assured Services	NTPv3	Network Transfer Protocol version 3																																																																																																																																													
ASLAN	Assured Service Local Area Network	OCSP	Online Certificate Status Protocol																																																																																																																																													
BW	Bandwidth	PDU	Protocol Data Unit																																																																																																																																													
CDP	Certificate Revocation List Distribution Point	PEAP	Protected Extensible Authentication Protocol																																																																																																																																													
CRL	Certificate Revocation List	PKE	Public Key Enable																																																																																																																																													
DoD	Department of Defense	PKI	Public Key Infrastructure																																																																																																																																													
DS	Differentiated Services	PPP	Point-to-Point Protocol																																																																																																																																													
DSCP	Differentiated Services Code Point	QoS	Quality of Service																																																																																																																																													
EAP	Extensible Authentication Protocol	R	Router																																																																																																																																													
F	Flash	RADIUS	Remote Authentication Dial in User Service																																																																																																																																													
FO	Flash Override	RFC	Request for Comments																																																																																																																																													
GMT	Greenwich Mean Time	RSA	Rivest Shamir Adleman																																																																																																																																													
HTTP	Hypertext Transfer Protocol	RTS	Real-Time Services																																																																																																																																													
IA	Information Assurance	SNMPv3	Simple Network Management Protocol version 3																																																																																																																																													
IAW	In Accordance With	SP	Special Publication																																																																																																																																													
IEEE	Institute of Electronics and Electrical Engineers	SSH	Secure Shell																																																																																																																																													
INCITS	International Committee for Information Technology Standards	STIGs	Security Technical Implementation Guideline																																																																																																																																													
IP	Internet Protocol	TACACS	Terminal Access Control Access Control System																																																																																																																																													
IPv4	Internet Protocol version 4	TCP	Transmission Control Protocol																																																																																																																																													
IPv6	Internet Protocol version 6	TIA	Telecommunications Industry Association																																																																																																																																													
LAN	Local Area Network	TLS	Transport Layer Security																																																																																																																																													
LDAPv3	Lightweight Directory Access Protocol version 3	TOS	Type of Service																																																																																																																																													
L-LSP	Label Only Inferred Label Switched Path	UC	Unified Capabilities																																																																																																																																													
LS	Local Area Network Switch	UCR	Unified Capabilities Requirement																																																																																																																																													
LSP	Label Switched Path	UDP	User Datagram Protocol																																																																																																																																													
MAC	Media Access Control	VLAN	Virtual Local Area Network																																																																																																																																													
MAN	Metropolitan Area Network	VPLS	Virtual Private Local Area Network Service																																																																																																																																													
Mbps	Megabits Per Second	VPN	Virtual Private Network																																																																																																																																													
MPLS	Multiprotocol Label Switching	VVoIP	Voice and Video over Internet Protocol																																																																																																																																													
Ms	Milliseconds	WABs	Wireless Access Bridges																																																																																																																																													
MTU	Maximum Transmission Unit	WAN	Wide Area Network																																																																																																																																													
		WLAS	Wireless Local Area Network Access System																																																																																																																																													